

CONTUL DE EXECUTIE A BUGETULUI LOCAL- VENITURI

la data de 31.12.2016

Cod 20

-lei-

Denumirea indicatorilor	Cod indicator	Prevederi bugetare		Drepturi constatate			Incasari realizate	Stingeri pe alte cai decat incasari	Drepturi constatate de incasat
		initiale	definitive	Total,din care:	din anii precedenti	din anul curent			
A	B	1	2	3=4+5	4	5	6	7	8=3-6-7
VENITURI -TOTAL(cod 00.02+00.15+00.16+00.17+45.02)	000102	291,043,000	331,393,500	369,123,704	85,967,963	283,155,741	298,249,008	230,918	70,643,778
VENITURI PROPRII (cod 00.02-11.02- 37.02+ 00.15+00.16)	4990	159,436,470	183,842,470	225,691,606	72,117,052	153,574,554	154,816,910	230,918	70,643,778
I. VENITURI CURENTE (cod 00.03+00.12)	0002	265,884,470	305,585,470	345,708,617	71,838,227	273,870,390	275,145,886	230,918	70,331,813
A. VENITURI FISCALE (cod 00.04+06.02+00.09+00.10+00.11)	0003	245,433,000	278,229,000	303,069,370	53,105,192	249,964,178	253,847,970	187,584	49,033,816
A1. IMPOZIT PE VENIT, PROFIT SI CASTIGURI DIN CAPITAL (cod 00.05+00.06+00.07)	0004	93,959,000	95,459,000	91,425,149		91,425,149	91,404,023	21,126	
A1.1. IMPOZIT PE VENIT, PROFIT SI CASTIGURI DIN CAPITAL DE LA PERSOANE JURIDICE (cod 01.02)	0005	1,300,000	2,300,000	2,114,782		2,114,782	2,093,656	21,126	
Impozit pe profit (cod 01.02.01)	0102	1,300,000	2,300,000	2,114,782		2,114,782	2,093,656	21,126	
Impozit pe profit de la agentii economici	010201	1,300,000	2,300,000	2,114,782		2,114,782	2,093,656	21,126	
A1.2. IMPOZIT PE VENIT, PROFIT SI CASTIGURI DIN CAPITAL DE LA PERSOANE FIZICE(cod 03.02+04.02)	0006	92,659,000	93,159,000	89,310,367		89,310,367	89,310,367		
Impozit pe venit (cod 03.02.17+ 03.02.18)	0302	1,930,000	2,430,000	2,440,019		2,440,019	2,440,019		
Impozitul pe veniturile din transferul proprietatilor imobiliare din patrimoniul personal	030218	1,930,000	2,430,000	2,440,019		2,440,019	2,440,019		
Cote si sume defalcate din impozitul pe venit (cod 04.02.01+04.02.04)	0402	90,729,000	90,729,000	86,870,348		86,870,348	86,870,348		
Cote defalcate din impozitul pe venit	040201	90,195,000	90,195,000	86,353,824		86,353,824	86,353,824		
Sume alocate din cotele defalcate din impozitul pe venit pentru echilibrarea bugetelor locale	040204	534,000	534,000	516,524		516,524	516,524		
A3. IMPOZITE SI TAXE PE PROPRIETATE (cod 07.02)	0009	32,362,000	45,162,000	68,852,399	41,518,287	27,334,112	30,976,804	84,884	37,790,711
Impozite si taxe pe proprietate (07.02.01a 07.02.03+07.02.50)	0702	32,362,000	45,162,000	68,852,399	41,518,287	27,334,112	30,976,804	84,884	37,790,711
Impozit si taxa pe cladiri (cod 07.02.01.01+07.02.01.02)	070201	28,465,000	36,465,000	59,046,123	38,819,903	20,226,220	25,234,696	74,409	33,737,018
Impozit pe cladiri de la persoane fizice	07020101	9,092,000	9,592,000	10,765,456	3,492,804	7,272,652	7,084,567	35,735	3,645,154

A	B	1	2	3=4+5	4	5	6	7	8=3-6-7
Impozit si taxa pe cladiri de la persoane juridice	07020102	19,373,000	26,873,000	48,280,667	35,327,099	12,953,568	18,150,129	38,674	30,091,864
Impozit si taxa pe teren (cod 07.02.02.01 la 07.02.02.03)	070202	2,981,000	6,981,000	7,656,514	2,299,479	5,357,035	4,650,352	10,012	2,996,150
Impozit pe terenuri de la persoane fizice	07020201	1,057,000	2,857,000	2,950,186	485,198	2,464,988	2,267,441	484	682,261
Impozit si taxa pe teren de la persoane juridice	07020202	1,823,000	4,023,000	4,556,897	1,753,560	2,803,337	2,286,839	8,545	2,261,513
Impozitul pe terenul extravilan*)+Restante ani anteriori din impozitul pe terenul agricol-	07020203	101,000	101,000	149,431	60,721	88,710	96,072	983	52,376
Taxe judiciare de timbru si alte taxe de timbru	070203	913,000	913,000	1,314,746	383,382	931,364	967,600	404	346,742
Alte impozite si taxe pe proprietate	070250	3,000	803,000	835,016	15,523	819,493	124,156	59	710,801
A4.IMPOZITE SI TAXE PE BUNURI SI SERVICII (cod 11.02+12.02+15.02+16.02)	0010	118,744,000	137,240,000	142,376,386	11,585,741	130,790,645	131,052,740	81,574	11,242,072
Sume defalcate din TVA (cod 11.02.01+11.02.02+11.02.05+11.02.06+11.02.09)	1102	106,767,000	121,763,000	120,279,674		120,279,674	120,279,674		
Sume defalcate din taxa pe valoarea adaugata pentru finantarea cheltuielilor descentralizate la nivelul comunelor, oraselor, municipiilor, sectoarelor si Municipiului Bucuresti	110202	106,357,000	120,448,000	119,062,279		119,062,279	119,062,279		
Sume defalcate din taxa pe valoarea adaugata pentru echilibrarea bugetelor locale	110206	410,000	614,000	614,000		614,000	614,000		
Sume defalcate din taxa pe valoare adaugata pentru finantarea invatamantului particular sau confesional acreditat	110209		701,000	603,395		603,395	603,395		
Taxe pe servicii specifice (cod 15.02.01+15.02.50)	1502	234,000	234,000	373,333	631,103	-157,770	122,440	524	250,369
Impozit pe spectacole	150201	88,000	88,000	104,833	14,781	90,052	95,524	226	9,083
Alte taxe pe servicii specifice	150250	146,000	146,000	268,500	516,322	-247,822	28,916	298	241,286
Taxe pe utilizarea bunurilor, autorizarea utilizarii bunurilor sau pe desfasurarea de activitati (cod 16.02.02+16.02.03+16.02.50)	1602	11,743,000	15,243,000	21,723,379	11,054,638	10,668,741	10,650,626	81,050	10,991,703
Impozit pe mijloacele de transport (cod 16.02.02.01+16.02.02.02)	160202	9,990,000	13,490,000	19,990,624	10,861,565	9,129,059	9,105,520	74,781	10,810,323
Impozit pe mijloacele de transport detinute de persoane fizice	16020201	5,912,000	6,912,000	10,592,092	5,122,490	5,469,602	5,141,982	31,008	5,419,102
Impozit pe mijloacele de transport detinute de persoane juridice	16020202	4,078,000	6,578,000	9,398,532	5,739,075	3,659,457	3,963,538	43,773	5,391,221
Taxe si tarife pentru eliberarea de licente si autorizatii de functionare	160203	460,000	460,000	307,337		307,337	307,337		
Alte taxe pe utilizarea bunurilor, autorizarea utilizarii bunurilor sau pe desfasurarea de activitati	160250	1,293,000	1,293,000	1,425,418	193,073	1,232,345	1,237,769	6,269	181,380
A6. ALTE IMPOZITE SI TAXE FISCALE (cod 18.02)	0011	368,000	368,000	415,436	1,164	414,272	414,403		1,033
Alte impozite si taxe fiscale (cod 18.02.50)	1802	368,000	368,000	415,436	1,164	414,272	414,403		1,033
Alte impozite si taxe	180250	368,000	368,000	415,436	1,164	414,272	414,403		1,033

A	B	1	2	3=4+5	4	5	6	7	8=3-6-7
C. VENITURI NEFISCALE (cod 00.13+00.14)	0012	20,451,470	27,366,470	42,639,247	18,733,035	23,906,212	21,297,916	43,334	21,297,997
C1. VENITURI DIN PROPRIETATE (cod 30.02+31.02)	0013	10,447,470	12,367,470	15,482,474	5,961,466	9,521,006	9,641,151	34,585	5,806,738
Venituri din proprietate (cod 30.02.01+30.02.05+30.02.08+30.02.50)	3002	10,447,470	12,367,470	15,482,474	5,961,466	9,521,006	9,641,151	34,585	5,806,738
Varsaminte din profitul net al regiilor autonome	300201	400,000	400,000	312,636		312,636	312,636		
Venituri din concesiuni si inchirieri (cod 30.02.05.30)	300205	9,996,470	11,741,470	14,943,626	5,961,466	8,982,158	9,102,303	34,585	5,806,738
Alte venituri din concesiuni si inchirieri de catre institutiile publice	30020530	9,996,470	11,741,470	14,943,626	5,961,466	8,982,158	9,102,303	34,585	5,806,738
Venituri din dividende (cod 30.02.08.02+30.02.08.03)	300208	51,000	226,000	226,212		226,212	226,212		
Venituri din dividende de la alti platitori	30020802	51,000	226,000	226,212		226,212	226,212		
C2. VANZARI DE BUNURI SI SERVICII (cod 33.02+34.02+35.02+36.02+37.02)	0014	10,004,000	14,999,000	27,156,773	12,771,567	14,385,206	11,656,765	8,749	15,491,259
Venituri din prestari de servicii si alte activitati (cod 33.02.08+33.02.10+33.02.12+33.02.24+33.02.27+33.02.28+33.02.50)	3302	2,654,000	2,837,000	4,380,223	1,446,205	2,934,018	2,898,295	10	1,481,918
Venituri din prestari de servicii	330208	1,937,000	2,085,000	2,087,411		2,087,411	2,087,411		
Contributia parintilor sau sustinatorilor legali pentru intretinerea copiilor in crese	330210	344,000	344,000	402,666		402,666	402,666		
Contributia persoanelor beneficiare ale cantinelor de ajutor social	330212	28,000	28,000	21,584		21,584	21,584		
Contributia lunara a parintilor pentru intretinerea copiilor in unitatile de protectie sociala	330227	2,000	2,000						
Venituri din recuperarea cheltuielilor de judecata, imputatii si despagubiri	330228	95,000	95,000	1,032,823	965,183	67,640	23,623	10	1,009,190
Alte venituri din prestari de servicii si alte activitati	330250	248,000	283,000	835,739	481,022	354,717	363,011		472,728
Venituri din taxe administrative, eliberari permise (cod 34.02.02+34.02.50)	3402	1,324,000	1,324,000	1,292,404		1,292,404	1,292,404		
Taxe extrajudiciare de timbru	340202	1,324,000	1,324,000	1,292,404		1,292,404	1,292,404		
Amenzi, penalitati si confiscari (cod 35.02.01 la 35.02.03+35.02.50)	3502	4,663,000	8,441,000	18,900,666	10,930,401	7,970,285	5,260,177	8,537	13,631,972
Venituri din amenzi si alte sanctiuni aplicate potrivit dispozitiilor legale (cod 35.02.01.02)	350201	4,662,000	8,440,000	18,900,472	10,930,186	7,970,286	5,260,176	8,537	13,631,759
Venituri din amenzi si alte sanctiuni aplicate de catre alte institutii de specialitate	35020102	4,662,000	8,440,000	18,900,472	10,930,186	7,970,286	5,260,176	8,537	13,631,759
Penalitati pentru nedepunerea sau depunerea cu intarziere declaratiei de impozite si taxe	350202			214	215	-1	1		213
Incasari din valorificarea bunurilor confiscate, abandonate si	350203	1,000	1,000						

A	B	1	2	3=4+5	4	5	6	7	8=3-6-7
alte sume constatate odata cu confiscarea potrivit legii (cod 35.02.03.01)									
Incasari din valorificarea bunurilor confiscate, abandonate si alte sume constatate odata cu confiscarea potrivit legii	35020301	1,000	1,000						
Diverse venituri (cod 36.02.01+36.02.05+36.02.06 +36.02.07+36.02.11+36.02.14+36.02.22+36.02.23+36.02.31 +36.02.32+36.02.47+36.02.50)	3602	1,326,000	2,051,000	2,237,126	394,961	1,842,165	1,859,555	202	377,369
Taxe speciale	360206	22,000	22,000	46,452	43,228	3,224	11,419	35	34,998
Varsaminte din amortizarea mijloacelor fixe	360207	162,000	162,000	135,088		135,088	135,088		
Sume provenite din finantarea bugetara a anilor precedenti (cod 36.02.32.02+36.02.32.03)	360232		365,000	420,023		420,023	420,023		
Sume provenite din finantarea bugetara a anilor precedenti, aferente sectiunii de dezvoltare	36023202			1,689		1,689	1,689		
Sume provenite din finantarea bugetara a anilor precedenti, aferente sectiunii de functionare	36023203		365,000	418,334		418,334	418,334		
Alte venituri	360250	1,142,000	1,502,000	1,635,563	351,733	1,283,830	1,293,025	167	342,371
Transferuri voluntare, altele decat subventiile (cod 37.02.01+37.02.03 la 37.02.05+37.02.50)	3702	37,000	346,000	346,334		346,334	346,334		
Donatii si sponsorizari	370201	37,000	346,000	346,334		346,334	346,334		
Varsaminte din sectiunea de functionare pentru finantarea sectiunii de dezvoltare a bugetului local (cu semnul minus)	370203	-8,939,000	-9,031,000	-5,709,097		-5,709,097	-5,709,097		
Varsaminte din sectiunea de functionare	370204	8,939,000	9,031,000	5,709,097		5,709,097	5,709,097		
II. VENITURI DIN CAPITAL (cod 39.02)	0015	356,000	356,000	608,997	278,825	330,172	297,032		311,965
Venituri din valorificarea unor bunuri (cod 39.02.01+39.02.03+39.02.04+ 39.02.07+39.02.10)	3902	356,000	356,000	608,997	278,825	330,172	297,032		311,965
Venituri din vanzarea locuintelor construite din fondurile statului	390203	86,000	86,000	357,023	278,825	78,198	45,058		311,965
Depozite speciale pentru constructii de locuinte	390210	270,000	270,000	251,974		251,974	251,974		
IV. SUBVENTII (cod 00.18)	0017	7,983,530	8,623,030	7,315,385	4,421,746	2,893,639	7,315,385		
SUBVENTII DE LA ALTE NIVELE ALE ADMINISTRATIEI PUBLICE (cod 42.02+43.02)	0018	7,983,530	8,623,030	7,315,385	4,421,746	2,893,639	7,315,385		
Subventii de la bugetul de stat (cod 42.02.01+42.02.05+ 42.02.10+42.02.12 la 42.02.21+ 42.02.28+ 42.02.29+42.02.32 la 42.02.36+42.02.40 la 42.02.42 +42.02.44 +42.02.45+42.02.51+42.02.52+42.02.54+42.02.55+42.02.62 +42.02.65 la 42.02.67+42.02.69)	4202	7,983,530	8,135,530	6,976,435	4,421,746	2,554,689	6,976,435		

A	B	1	2	3=4+5	4	5	6	7	8=3-6-7
Subventii de la bugetul de stat catre bugetele locale necesare sustinerii derularii proiectelor finantate din fonduri externe nerambursabile (FEN) postaderare	420220	7,585,000	7,585,000	6,358,867	4,421,746	1,937,121	6,358,867		
Subventii pentru acordarea ajutorului pentru incalzirea locuintei cu lemne, carbuni, combustibili petrolieri	420234	26,530	26,530	27,835		27,835	27,835		
Subventii din bugetul de stat pentru finantarea sanatatii	420241	372,000	524,000	589,733		589,733	589,733		
Subventii de la alte administratii (cod. 43.02.01+43.02.04+43.02.07+43.02.08+43.02.20+43.02.21+43.02.23+43.02.24+43.02.28 la 43.02.31)	4302		487,500	338,950		338,950	338,950		
Subventii primite de la bugetul judetului pentru plata drepturilor de care beneficiaza copiii cu cerinte educationale speciale integrati in invatamantul de masa	430230		352,500	338,950		338,950	338,950		
Sume alocate din bugetul ANCPi pt finantarea lucrarilor de inregistrare sistematica din cadru progr national de cadastru si carte funciara	430234		135,000						
Sume primite de la UE/alti donatori in contul platilor efectuate si prefinantari (cod 45.02.01 la 45.02.05+45.02.07+45.02.08+45.02.15 la 45.02.21)	4502	16,819,000	16,819,000	15,490,705	9,429,165	6,061,540	15,490,705		
Fondul European de Dezvoltare Regionala (cod 45.02.01.01 la 45.02.01.04)	450201	14,851,000	14,786,000	13,719,570	9,429,165	4,290,405	13,719,570		
Sume primite in contul platilor efectuate in anii anteriori	45020102	14,851,000	14,786,000	13,719,570	9,429,165	4,290,405	13,719,570		
Fondul Social European (cod 45.02.02.01 la 45.02.02.04)	450202	1,001,000	931,000	918,170		918,170	918,170		
Sume primite in contul platilor efectuate in anii anteriori	45020202	1,001,000	931,000	918,170		918,170	918,170		
Fondul de Coeziune (cod 45.02.03.02+45.02.03.04)	450203		65,000	64,689		64,689	64,689		
Sume primite in contul platilor efectuate in anii anteriori	45020302		65,000	64,689		64,689	64,689		
Instrumentul European de Vecinatate si Parteneriat (cod 45.02.08.01 la 45.02.08.04)	450208	9,000	9,000	-2,292		-2,292	-2,292		
Sume primite in contul platilor efectuate in anii anteriori	45020802	9,000	9,000						
Prefinantare	45020803			-2,292		-2,292	-2,292		
Programe comunitare finantate in perioada 2007-2013 (cod 45.02.15.01 la 45.02.15.04)	450215		70,000	70,204		70,204	70,204		
Sume primite in contul platilor efectuate in anii anteriori	45021502		70,000	70,204		70,204	70,204		
Mecanismul financiar SEE (cod 45.02.17.01 la 45.02.17.04)	450217	958,000	958,000	720,364		720,364	720,364		
Sume primite in contul platilor efectuate in anul curent	45021701	958,000	958,000						
Prefinantare	45021703			720,364		720,364	720,364		
VENITURILE SECTIUNII DE FUNCTIONARE (cod 00.02+00.16+00.17) - TOTAL	000102	257,182,000	297,440,500	340,819,261	71,838,227	268,981,034	270,256,530	230,918	70,331,813

A	B	1	2	3=4+5	4	5	6	7	8=3-6-7
VENITURI PROPRII (00.02-11.02-37.02+00.16)	4990	158,918,470	183,324,470	224,945,832	71,838,227	153,107,605	154,383,101	230,918	70,331,813
I. VENITURI CURENTE (cod 00.03+00.12)	0002	256,783,470	296,402,470	339,862,743	71,838,227	268,024,516	269,300,012	230,918	70,331,813
A. VENITURI FISCALE (cod 00.04+06.02+00.09+00.10+00.11)	0003	245,433,000	278,229,000	303,069,370	53,105,192	249,964,178	253,847,970	187,584	49,033,816
A1. IMPOZIT PE VENIT, PROFIT SI CASTIGURI DIN CAPITAL (cod 00.05+00.06+00.07)	0004	93,959,000	95,459,000	91,425,149		91,425,149	91,404,023	21,126	
A1.1. IMPOZIT PE VENIT, PROFIT SI CASTIGURI DIN CAPITAL DE LA PERSOANE JURIDICE (cod 01.02)	0005	1,300,000	2,300,000	2,114,782		2,114,782	2,093,656	21,126	
Impozit pe profit (cod 01.02.01)	0102	1,300,000	2,300,000	2,114,782		2,114,782	2,093,656	21,126	
Impozit pe profit de la agentii economici	010201	1,300,000	2,300,000	2,114,782		2,114,782	2,093,656	21,126	
A1.2. IMPOZIT PE VENIT, PROFIT SI CASTIGURI DIN CAPITAL DE LA PERSOANE FIZICE (cod 03.02+04.02)	0006	92,658,000	93,159,000	89,310,367		89,310,367	89,310,367		
Impozit pe venit (cod 03.02.17+ 03.02.18)	0302	1,930,000	2,430,000	2,440,019		2,440,019	2,440,019		
Impozitul pe veniturile din transferul proprietatilor imobiliare din patrimoniul personal	030218	1,930,000	2,430,000	2,440,019		2,440,019	2,440,019		
Cote si sume defalcate din impozitul pe venit (cod 04.02.01+04.02.04)	0402	90,729,000	90,729,000	86,870,348		86,870,348	86,870,348		
Cote defalcate din impozitul pe venit	040201	90,195,000	90,195,000	86,353,824		86,353,824	86,353,824		
Sume alocate din cotele defalcate din impozitul pe venit pentru echilibrarea bugetelor locale	040204	534,000	534,000	516,524		516,524	516,524		
A3. IMPOZITE SI TAXE PE PROPRIETATE (cod 07.02)	0009	32,362,000	45,162,000	68,852,399	41,518,287	27,334,112	30,976,804	84,884	37,790,711
Impozite si taxe pe proprietate (cod 07.02.01 la 07.02.03+07.02.50)	0702	32,362,000	45,162,000	68,852,399	41,518,287	27,334,112	30,976,804	84,884	37,790,711
Impozit si taxa pe cladiri (cod 07.02.01.01+07.02.01.02)	070201	28,466,000	36,466,000	59,046,123	38,819,903	20,226,220	25,234,696	74,409	33,737,018
Impozit pe cladiri de la persoane fizice	07020101	9,092,000	9,592,000	10,765,456	3,492,804	7,272,652	7,084,567	35,735	3,645,154
Impozit si taxa pe cladiri de la persoane juridice	07020102	19,373,000	26,873,000	48,280,667	35,327,099	12,953,568	18,150,129	38,674	30,091,864
Impozit si taxa pe teren (cod 07.02.02.01 la 07.02.02.03)	070202	2,981,000	6,981,000	7,656,514	2,299,479	5,357,035	4,650,352	10,012	2,996,150
Impozit pe terenuri de la persoane fizice	07020201	1,057,000	2,857,000	2,950,186	485,198	2,464,988	2,267,441	484	682,261
Impozit si taxa pe teren de la persoane juridice	07020202	1,823,000	4,023,000	4,556,897	1,753,560	2,803,337	2,286,839	8,545	2,261,513
Impozitul pe terenul extravilan*)+Restante anii anteriori din impozitul pe terenul agricol-	07020203	101,000	101,000	149,431	60,721	88,710	96,072	983	52,376
Taxe judiciare de timbru si alte taxe de timbru	070203	913,000	913,000	1,314,746	383,382	931,364	967,600	404	346,742
Alte impozite si taxe pe proprietate	070250	3,000	803,000	835,016	15,523	819,493	124,156	59	710,801
A4. IMPOZITE SI TAXE PE BUNURI SI SERVICII (cod 11.02+12.02+15.02+16.02)	0010	118,744,000	137,240,000	142,376,386	11,585,741	130,790,645	131,052,740	81,574	11,242,072
Sume defalcate din TVA (cod 11.02.01+11.02.02+11.02.05+11.02.06+11.02.09)	1102	106,767,000	121,763,000	120,279,674		120,279,674	120,279,674		

A	B	1	2	3=4+5	4	5	6	7	8=3-6-7
Sume defalcate din taxa pe valoarea adaugata pentru finantarea cheltuielilor descentralizate la nivelul comunelor, oraselor, municipiilor, sectoarelor si Municipiului Bucuresti	110202	106,357,000	120,448,000	119,062,279		119,062,279	119,062,279		
Sume defalcate din taxa pe valoarea adaugata pentru echilibrarea bugetelor locale	110206	410,000	614,000	614,000		614,000	614,000		
Sume defalcate din taxa pe valoare adaugata pentru finantarea invatamantului particular sau confesional acreditat	110209		701,000	603,395		603,395	603,395		
Taxe pe servicii specifice (cod 15.02.01+15.02.50)	1502	234,000	234,000	373,333	531,103	-157,770	122,440	524	250,369
Impozit pe spectacole	150201	88,000	88,000	104,833	14,781	90,052	95,524	226	9,083
Alte taxe pe servicii specifice	150250	146,000	146,000	268,500	516,322	-247,822	28,916	298	241,286
Taxe pe utilizarea bunurilor, autorizarea utilizarii bunurilor sau pe desfasurarea de activitati (cod 16.02.02+16.02.03+16.02.50)	1602	11,743,000	15,243,000	21,723,379	11,054,638	10,668,741	10,650,626	81,050	10,991,703
Impozit pe mijloacele de transport (cod 16.02.02.01+16.02.02.02)	160202	9,990,000	13,490,000	19,990,624	10,861,565	9,129,059	9,105,520	74,781	10,810,323
Impozit pe mijloacele de transport detinute de persoane fizice	16020201	5,912,000	6,912,000	10,592,092	5,122,490	5,469,602	5,141,982	31,008	5,419,102
Impozit pe mijloacele de transport detinute de persoane juridice	16020202	4,078,000	6,578,000	9,398,532	5,739,075	3,659,457	3,963,538	43,773	5,391,221
Taxe si tarife pentru eliberarea de licente si autorizatii de functionare	160203	460,000	460,000	307,337		307,337	307,337		
Alte taxe pe utilizarea bunurilor, autorizarea utilizarii bunurilor sau pe desfasurarea de activitati	160250	1,293,000	1,293,000	1,425,418	193,073	1,232,345	1,237,769	6,269	181,380
A6. ALTE IMPOZITE SI TAXE FISCALE (cod 18.02)	0011	368,000	368,000	415,436	1,164	414,272	414,403		1,033
Alte impozite si taxe fiscale (cod 18.02.50)	1802	368,000	368,000	415,436	1,164	414,272	414,403		1,033
Alte impozite si taxe	180250	368,000	368,000	415,436	1,164	414,272	414,403		1,033
C. VENITURI NEFISCALE (cod 00.13+00.14)	0012	11,350,470	18,173,470	36,793,373	18,733,035	18,060,338	15,452,042	43,334	21,297,997
C1. VENITURI DIN PROPRIETATE (cod 30.02+31.02)	0013	10,447,470	12,367,470	15,482,474	5,961,468	9,521,006	9,641,151	34,585	5,806,738
Venituri din proprietate (cod 30.02.01+30.02.05+30.02.08+30.02.50)	3002	10,447,470	12,367,470	15,482,474	5,961,468	9,521,006	9,641,151	34,585	5,806,738
Varsaminte din profitul net al regiilor autonome	300201	400,000	400,000	312,636		312,636	312,636		
Venituri din concesiuni si inchirieri (cod 30.02.05.30)	300205	9,996,470	11,741,470	14,943,626	5,961,468	8,982,158	9,102,303	34,585	5,806,738
Alte venituri din concesiuni si inchirieri de catre institutiile publice	30020530	9,996,470	11,741,470	14,943,626	5,961,468	8,982,158	9,102,303	34,585	5,806,738
Venituri din dividende (cod 30.02.08.02+30.02.08.03)	300208	51,000	226,000	226,212		226,212	226,212		
Venituri din dividende de la alti platitori	30020802	51,000	226,000	226,212		226,212	226,212		
C2. VANZARI DE BUNURI SI SERVICII (cod 33.02+34.02+35.02+36.02+37.02)	0014	903,000	5,806,000	21,310,899	12,771,567	8,539,332	5,810,891	8,749	15,491,259

A	B	1	2	3=4+5	4	5	6	7	8=3-6-7
Venituri din prestari de servicii si alte activitati (cod 33.02.08+33.02.10+33.02.12+33.02.24+33.02.27+33.02.28+33.02.50)	3302	2,654,000	2,837,000	4,380,223	1,446,205	2,934,018	2,898,295	10	1,481,918
Venituri din prestari de servicii	330208	1,937,000	2,085,000	2,087,411		2,087,411	2,087,411		
Contributia parintilor sau sustinatorilor legali pentru intretinerea copiilor in crese	330210	344,000	344,000	402,666		402,666	402,666		
Contributia persoanelor beneficiare ale cantinelor de ajutor social	330212	28,000	28,000	21,584		21,584	21,584		
Contributia lunara a parintilor pentru intretinerea copiilor in unitatile de protectie sociala	330227	2,000	2,000						
Venituri din recuperarea cheltuielilor de judecata, imputatii si despagubiri	330228	95,000	95,000	1,032,823	965,183	67,640	23,623	10	1,009,190
Alte venituri din prestari de servicii si alte activitati	330250	248,000	283,000	835,739	481,022	354,717	363,011		472,728
Venituri din taxe administrative, eliberari permise (cod 34.02.02+34.02.50)	3402	1,324,000	1,324,000	1,292,404		1,292,404	1,292,404		
Taxe extrajudiciare de timbru	340202	1,324,000	1,324,000	1,292,404		1,292,404	1,292,404		
Amenzi, penalitati si confiscari (cod 35.02.01 la 35.02.03+35.02.50)	3502	4,663,000	8,441,000	18,900,686	10,930,401	7,970,285	5,260,177	8,537	13,631,972
Venituri din amenzi si alte sanctiuni aplicate potrivit dispozitiilor legale (cod 35.02.01.02)	350201	4,662,000	8,440,000	18,900,472	10,930,186	7,970,286	5,260,176	8,537	13,631,759
Venituri din amenzi si alte sanctiuni aplicate de catre alte institutii de specialitate	35020102	4,662,000	8,440,000	18,900,472	10,930,186	7,970,286	5,260,176	8,537	13,631,759
Penalitati pentru nedepunerea sau depunerea cu intarziere declaratiei de impozite si taxe	350202			214	215	-1	1		213
Incasari din valorificarea bunurilor confiscate, abandonate si alte sume constatate odata cu confiscarea potrivit legii (cod 35.02.03.01)	350203	1,000	1,000						
Incasari din valorificarea bunurilor confiscate, abandonate si alte sume constatate odata cu confiscarea potrivit legii	35020301	1,000	1,000						
Diverse venituri (cod 36.02.01+36.02.05+36.02.06+36.02.11+36.02.14+36.02.32+36.02.50)	3602	1,164,000	1,889,000	2,100,349	394,961	1,705,388	1,722,778	202	377,369
Taxe speciale	360206	22,000	22,000	46,452	43,228	3,224	11,419	35	34,998
Sume provenite din finantarea bugetara a anilor precedenti (cod 36.02.32.03)	360232		365,000	418,334		418,334	418,334		
Sume provenite din finantarea bugetara a anilor precedenti, aferente sectiunii de functionare	36023203		365,000	418,334		418,334	418,334		
Alte venituri	360250	1,142,000	1,502,000	1,635,563	351,733	1,283,830	1,293,025	167	342,371

A	B	1	2	3=4+5	4	5	6	7	8=3-6-7
Transferuri voluntare, altele decat subventiile (cod 37.02.01+37.02.03+37.02.50)	3702	-8,902,000	-8,685,000	-5,362,763		-5,362,763	-5,362,763		
Donatii si sponsorizari	370201	37,000	346,000	346,334		346,334	346,334		
Varsaminte din sectiunea de functionare pentru finantarea sectiunii de dezvoltare a bugetului local (cu semnul minus)	370203	-8,939,000	-9,031,000	-5,709,097		-5,709,097	-5,709,097		
IV. SUBVENTII (cod 00.18)	0017	398,530	1,038,030	956,518		956,518	956,518		
SUBVENTII DE LA ALTE NIVELE ALE ADMINISTRATIEI PUBLICE (cod 42.02+43.02)	0018	398,530	1,038,030	956,518		956,518	956,518		
Subventii de la bugetul de stat (cod 42.02.21+42.02.28+42.02.32 la 42.02.36+42.02.41+42.02.42+42.02.44+42.02.45+42.02.51+42.02.54+42.02.66)	4202	398,530	550,530	617,568		617,568	617,568		
Subventii pentru acordarea ajutorului pentru încălzirea locuintei cu lemne, carbuni, combustibili petrolieri	420234	26,530	26,530	27,835		27,835	27,835		
Subventii din bugetul de stat pentru finantarea sanatatii	420241	372,000	524,000	589,733		589,733	589,733		
Subventii de la alte administratii (cod 43.02.01 +43.02.04+43.02.07+ 43.02.08+43.02.20+43.02.21+43.02.23+43.02.24+43.02.30)	4302		487,500	338,950		338,950	338,950		
Subventii primite de la bugetul judetului pentru plata drepturilor de care beneficiaza copiii cu cerinte educationale speciale integrati în invatamântul de masa	430230		352,500	338,950		338,950	338,950		
Sume alocate din bugetul ANCPi pt finantarea lucrarilor de inregistrare sistematica din cadru progr national de cadastru si carte funciara	430234		135,000						
VENITURILE SECTIUNII DE DEZVOLTARE (00.02+00.15+00.16+00.17+45.02+48.02) - TOTAL	000102	33,861,000	33,953,000	28,304,443	14,129,736	14,174,707	27,992,478		311,965
VENITURI PROPRII (cod 00.02-11.02-37.02+00.15+00.16)	4990	518,000	518,000	745,774	278,825	466,949	433,809		311,965
I. VENITURI CURENTE (cod 00.03+00.12)	0002	9,101,000	9,193,000	5,845,874		5,845,874	5,845,874		
C. VENITURI NEFISCALE (cod 00.14)	0012	9,101,000	9,193,000	5,845,874		5,845,874	5,845,874		
C2. VANZARI DE BUNURI SI SERVICII (cod 36.02+37.02)	0014	9,101,000	9,193,000	5,845,874		5,845,874	5,845,874		
Diverse venituri (cod 36.02.07+36.02.22+36.02.23+36.02.31+36.02.32)	3602	162,000	162,000	136,777		136,777	136,777		
Varsaminte din amortizarea mijloacelor fixe	360207	162,000	162,000	135,088		135,088	135,088		
Sume provenite din finantarea bugetara a anilor precedenti (cod 36.02.32.02)	360232			1,689		1,689	1,689		
Sume provenite din finantarea bugetara a anilor precedenti, aferente sectiunii de dezvoltare	36023202			1,689		1,689	1,689		
Transferuri voluntare, altele decat subventiile (cod 37.02.04+37.02.05)	3702	8,939,000	9,031,000	5,709,097		5,709,097	5,709,097		

A	B	1	2	3=4+5	4	5	6	7	8=3-6-7
Varsaminte din sectiunea de functionare	370204	8,939,000	9,031,000	5,709,097		5,709,097	5,709,097		
II. VENITURI DIN CAPITAL (cod 39.02)	0015	356,000	356,000	608,997	278,825	330,172	297,032		311,965
Venituri din valorificarea unor bunuri (cod 39.02.01+39.02.03+39.02.04+39.02.07+39.02.10)	3902	356,000	356,000	608,997	278,825	330,172	297,032		311,965
Venituri din vanzarea locuintelor construite din fondurile statului	390203	86,000	86,000	357,023	278,825	78,198	45,058		311,965
Depozite speciale pentru constructii de locuinte	390210	270,000	270,000	251,974		251,974	251,974		
IV. SUBVENTII (cod 00.18)	0017	7,585,000	7,585,000	6,358,867	4,421,746	1,937,121	6,358,867		
SUBVENTII DE LA ALTE NIVELÉ ALE ADMINISTRATIEI PUBLICE (cod 42.02+43.02)	0018	7,585,000	7,585,000	6,358,867	4,421,746	1,937,121	6,358,867		
Subventii de la bugetul de stat (cod 42.02.01+42.02.05+42.02.10+42.02.12 la 42.02.20+42.02.29+ 42.02.40+42.02.51+42.02.52+42.02.55+ 42.02.62+ 42.02.65+42.02.67+42.02.69)	4202	7,585,000	7,585,000	6,358,867	4,421,746	1,937,121	6,358,867		
Subventii de la bugetul de stat catre bugetele locale necesare sustinerii derularii proiectelor finantate din fonduri externe nerambursabile (FEN) postaderare	420220	7,585,000	7,585,000	6,358,867	4,421,746	1,937,121	6,358,867		
Sume primite de la UE/alti donatori in contul platilor efectuate si prefinantari (cod 45.02.01 la 45.02.05+45.02.07+45.02.08+45.02.15 la 45.02.21)	4502	16,819,000	16,819,000	15,490,705	9,429,165	6,061,540	15,490,705		
Fondul European de Dezvoltare Regionala (cod 45.02.01.01 la 45.02.01.04)	450201	14,851,000	14,786,000	13,719,570	9,429,165	4,290,405	13,719,570		
Sume primite în contul platilor efectuate în anii anteriori	45020102	14,851,000	14,786,000	13,719,570	9,429,165	4,290,405	13,719,570		
Fondul Social European (cod 45.02.02.01 la 45.02.02.04)	450202	1,001,000	931,000	918,170		918,170	918,170		
Sume primite în contul platilor efectuate în anii anteriori	45020202	1,001,000	931,000	918,170		918,170	918,170		
Fondul de Coeziune (cod 45.02.03.02+45.02.03.04)	450203		65,000	64,689		64,689	64,689		
Sume primite în contul platilor efectuate în anii anteriori	45020302		65,000	64,689		64,689	64,689		
Instrumentul European de Vecinatate si Parteneriat (cod 45.02.08.01 la 45.02.08.04)	450208	9,000	9,000	-2,292		-2,292	-2,292		
Sume primite în contul platilor efectuate în anii anteriori	45020802	9,000	9,000						
Prefinantare	45020803			-2,292		-2,292	-2,292		
Programe comunitare finantate in perioada 2007-2013 (cod 45.02.15.01 la 45.02.15.04)	450215		70,000	70,204		70,204	70,204		
Sume primite în contul platilor efectuate în anii anteriori	45021502		70,000	70,204		70,204	70,204		
Mecanismul financiar SEE (cod 45.02.17.01 la 45.02.17.04)	450217	958,000	958,000	720,364		720,364	720,364		
Sume primite în contul platilor efectuate în anul curent	45021701	958,000	958,000						
Prefinantare	45021703			720,364		720,364	720,364		

Nota: Se detaliaza pe structura clasificatiei economice (Anexa 7)

p. PRIMAR, VICEPRIMAR DESEMNAȚ
dr.ing. ROB MARINEL



Conducatorul compartimentului
financiar-contabil
CARMEN POP

A handwritten signature in black ink, likely belonging to Carmen Pop, the head of the financial-accounting department.

CONTUL DE EXECUTIE A BUGETULUI LOCAL- CHELTUIELI

la data de 31.12.2016

Cod 21

-lei-

Denumirea indicatorilor *)	Cod indicator	Credite de angajament	Credite bugetare		Angajamente bugetare	Angajamente legale	Plati efectuate	Angajamente legale de platit	Cheltuieli efective
			initiale	definitive					
A	B	1	2	3	4	5	6	7=5-6	8
TOTAL CHELTUIELI (cod 50.02+59.02+63.02+70.02+74.02+79.02)	4902	342,594,161	291,357,000	331,707,500	331,607,500	331,607,500	297,654,300	33,953,200	297,892,370
Partea I-a SERVICII PUBLICE GENERALE (cod 51.02+54.02+55.02+56.02)	5002	716,992	24,562,000	24,357,000	24,257,000	24,257,000	23,435,561	821,439	24,074,370
Autoritati publice si actiuni externe (cod 51.02.01)	5102	706,976	18,056,000	18,024,000	18,024,000	18,024,000	17,318,269	705,731	17,927,881
Autoritati executive si legislative (cod 51.02.01.03)	510201	706,976	18,056,000	18,024,000	18,024,000	18,024,000	17,318,269	705,731	17,927,881
Autoritati executive	51020103	706,976	18,056,000	18,024,000	18,024,000	18,024,000	17,318,269	705,731	17,927,881
Alte servicii publice generale (cod 54.02.05 la 54.02.07+54.02.10+54.02.50)	5402	10,016	1,876,000	1,325,000	1,225,000	1,225,000	1,179,056	45,944	1,208,304
Fond de rezerva bugetara la dispozitia autoritatilor locale	540205			100,000					
Servicii publice comunitare de evidenta a persoanelor	540210	10,016	1,076,000	1,099,000	1,099,000	1,099,000	1,053,668	45,332	1,082,358
Alte servicii publice generale	540250		800,000	126,000	126,000	126,000	125,388	612	125,946
Tranzactii privind datoria publica si imprumuturi	5502		4,630,000	5,008,000	5,008,000	5,008,000	4,938,236	69,764	4,938,185
Partea a II-a APARARE, ORDINE PUBLICA SI SIGURANTA NATIONALA (60.02+61.02)	5902	8,064,472	5,515,000	6,014,000	6,014,000	6,014,000	5,710,164	303,836	5,675,392
Ordine publica si siguranta nationala (cod 61.02.03 +61.02.05+61.02.50)	6102	8,064,472	5,515,000	6,014,000	6,014,000	6,014,000	5,710,164	303,836	5,675,392
Ordine publica (cod 61.02.03.04)	610203	8,064,472	5,475,000	5,974,000	5,974,000	5,974,000	5,674,557	299,443	5,636,799
Politie locala	61020304	8,064,472	5,475,000	5,974,000	5,974,000	5,974,000	5,674,557	299,443	5,636,799
Protectie civila si protectia contra incendiilor (protectie civila nonmilitara)	610205		40,000	40,000	40,000	40,000	35,607	4,393	38,593
Partea a III-a CHELTUIELI SOCIAL-CULTURALE(cod 65.02+66.02+67.02+68.02)	6302	10,213,000	166,982,000	192,219,500	192,219,500	192,219,500	178,153,691	14,065,809	180,739,861

A	B	1	2	3	4	5	6	7=5-6	8
Invatamant (cod 65.02.03 la 65.02.05+65.02.07+65.02.11+65.02.50)	6502	3,964,000	104,025,000	121,014,500	121,014,500	121,014,500	116,232,588	4,781,912	121,868,187
Invatamant prescolar si primar (cod 65.02.03.01+65.02.03.02)	650203	45,900	15,718,540	19,638,420	19,638,420	19,638,420	18,743,950	894,470	17,033,605
Invatamant prescolar	65020301	45,900	15,718,540	19,638,420	19,638,420	19,638,420	18,743,950	894,470	17,033,605
Invatamant secundar (cod 65.02.04.01 la 65.02.04.03)	650204	3,716,100	88,304,460	101,167,080	101,167,080	101,167,080	97,467,988	3,699,092	104,813,932
Invatamant secundar inferior	65020401	2,356,100	33,307,170	38,625,000	38,625,000	38,625,000	37,588,342	1,036,658	40,018,696
Invatamant secundar superior	65020402	1,360,000	54,997,290	62,542,080	62,542,080	62,542,080	59,879,646	2,662,434	64,795,236
Alte cheltuieli in domeniul invatamantului	650250	202,000	2,000	209,000	209,000	209,000	20,650	188,350	20,650
Sanatate (cod 66.02.06+66.02.08+66.02.50)	6602		3,695,000	4,353,000	4,353,000	4,353,000	4,248,691	104,309	4,194,864
Servicii medicale in unitati sanitare cu paturi (cod 66.02.06.01+66.02.06.03)	660206		1,339,000	1,677,000	1,677,000	1,677,000	1,630,331	46,669	1,528,940
Spitale generale	66020601		1,339,000	1,677,000	1,677,000	1,677,000	1,630,331	46,669	1,528,940
Servicii de sanatate publica	660208		2,356,000	2,676,000	2,676,000	2,676,000	2,618,360	57,640	2,665,924
Cultura, recreere si religie (cod 67.02.03+67.02.05+67.02.06+67.02.50)	6702	3,465,000	23,886,000	24,349,000	24,349,000	24,349,000	20,958,402	3,390,598	16,763,608
Servicii culturale (cod 67.02.03.02 la 67.02.03.08+67.02.03.12+67.02.03.30)	670203	580,000	3,927,000	4,403,000	4,403,000	4,403,000	4,216,432	186,568	4,076,841
Instituti publice de spectacole si concerte	67020304	580,000	3,927,000	4,403,000	4,403,000	4,403,000	4,216,432	186,568	4,076,841
Servicii recreative si sportive (cod 67.02.05.01 la 67.02.05.03)	670205	2,525,000	12,867,000	12,278,000	12,278,000	12,278,000	9,936,688	2,341,312	8,364,387
Sport	67020501		11,509,000	10,905,000	10,905,000	10,905,000	9,200,452	1,704,548	7,364,791
Tineret	67020502		391,000	402,000	402,000	402,000	124,185	277,815	278,289
Intretinere gradini publice, parcuri, zone verzi, baze sportive si de agrement	67020503	2,525,000	967,000	971,000	971,000	971,000	612,051	358,949	721,307
Alte servicii in domeniile culturii, recreerii si religiei	670250	360,000	7,092,000	7,668,000	7,668,000	7,668,000	6,805,282	862,718	4,322,380
Asigurari si asistenta sociala (cod 68.02.04 la 68.02.06+68.02.10+68.02.11+68.02.12+68.02.15+68.02.50)	6802	2,784,000	35,376,000	42,503,000	42,503,000	42,503,000	36,714,010	5,788,990	37,913,202
Asistenta acordata persoanelor in varsta	680204		1,012,000	1,126,000	1,126,000	1,126,000	1,044,826	81,174	1,075,416
Asistenta sociala in caz de boli si invaliditati (cod 68.02.05.02)	680205		14,102,000	15,842,000	15,842,000	15,842,000	15,825,529	16,471	15,878,877
Asistenta sociala in caz de invaliditate	68020502		14,102,000	15,842,000	15,842,000	15,842,000	15,825,529	16,471	15,878,877
Asistenta sociala pentru familie si copii	680206		1,268,000	1,532,000	1,532,000	1,532,000	1,363,835	168,165	1,414,164
Crese	680211		3,299,000	3,787,000	3,787,000	3,787,000	3,694,183	92,817	2,553,749
Prevenirea excluderii sociale (cod 68.02.15.01+68.02.15.02)	680215		2,792,000	3,161,000	3,161,000	3,161,000	2,627,477	533,523	2,836,042
Ajutor social	68021501		140,000	140,000	140,000	140,000	63,911	76,089	63,911
Cantine de ajutor social	68021502		2,652,000	3,021,000	3,021,000	3,021,000	2,563,566	457,434	2,772,131

A	B	1	2	3	4	5	6	7=5-6	8
Alte cheltuieli în domeniul asigurărilor și asistenței sociale (cod 68.02.50.50)	680250	2,784,000	12,903,000	17,055,000	17,055,000	17,055,000	12,158,160	4,896,840	14,154,954
Alte cheltuieli în domeniul asistenței sociale	68025050	2,784,000	12,903,000	17,055,000	17,055,000	17,055,000	12,158,160	4,896,840	14,154,954
Partea a IV-a SERVICII SI DEZVOLTARE PUBLICA, LOCUINTE, MEDIU SI APE (cod 70.02+74.02)	6902	103,217,698	44,797,000	52,686,000	52,686,000	52,686,000	43,645,903	9,040,097	50,936,043
Locuinte, servicii și dezvoltare publică (cod 70.02.03+70.02.05 la 70.02.07+70.02.50)	7002	102,997,830	29,351,000	35,839,000	35,839,000	35,839,000	30,118,912	5,720,088	40,421,554
Locuinte (cod 70.02.03.01+70.02.03.30)	700203	25,462,951	1,469,000	1,376,000	1,376,000	1,376,000	1,041,921	334,079	769,274
Dezvoltarea sistemului de locuinte	70020301	25,462,951	1,469,000	1,376,000	1,376,000	1,376,000	1,041,921	334,079	769,274
Alimentari cu apă și amenajări hidrotehnice (cod 70.02.05.01+70.02.05.02)	700205		1,832,000	1,832,000	1,832,000	1,832,000	1,730,260	101,740	1,078,634
Alimentare cu apă	70020501		1,832,000	1,832,000	1,832,000	1,832,000	1,730,260	101,740	1,078,634
Iluminat public și electrificări rurale	700206	1,735,010	6,151,000	7,168,000	7,168,000	7,168,000	5,984,915	1,183,085	4,603,158
Alte servicii în domeniul locuințelor, serviciilor și dezvoltării comunale	700250	75,799,869	19,899,000	25,463,000	25,463,000	25,463,000	21,361,816	4,101,184	33,970,488
Protecția mediului (cod 74.02.03+74.02.05+74.02.06+74.02.50)	7402	219,868	15,446,000	16,847,000	16,847,000	16,847,000	13,526,991	3,320,009	10,514,489
Salubritate și gestiunea deșeurilor (cod 74.02.05.01+74.02.05.02)	740205	219,868	15,146,000	16,547,000	16,547,000	16,547,000	13,243,991	3,303,009	10,231,489
Salubritate	74020501	219,868	15,144,000	16,547,000	16,547,000	16,547,000	13,243,991	3,303,009	10,231,489
Colectarea, tratarea și distrugerea deșeurilor	74020502		2,000						
Alte servicii în domeniul protecției mediului	740250		300,000	300,000	300,000	300,000	283,000	17,000	283,000
Partea a V-a ACTIUNI ECONOMICE (80.02+81.02+83.02+84.02+87.02)	7902	220,381,999	49,501,000	56,431,000	56,431,000	56,431,000	46,708,981	9,722,019	36,466,704
Actiuni generale economice, comerciale și de muncă (cod 80.02.01+80.02.02)	8002			135,000	135,000	135,000		135,000	8,281
Actiuni generale economice și comerciale (cod 80.02.01.06+80.02.01.09+80.02.01.10+80.02.01.30)	800201			135,000	135,000	135,000		135,000	8,281
Alte cheltuieli pentru actiuni generale economice și comerciale	80020130			135,000	135,000	135,000		135,000	8,281
Agricultură, silvicultură, piscicultură și vanatoare (cod 83.02.03)	8302		2,545,000	2,815,000	2,815,000	2,815,000	2,713,702	101,298	620,206
Agricultură (cod 83.02.03.03+83.02.03.07+83.02.03.30)	830203		2,545,000	2,815,000	2,815,000	2,815,000	2,713,702	101,298	620,206
Protecția plantelor și carantina fitosanitară	83020303								589,921
Alte cheltuieli în domeniul agriculturii	83020330		2,545,000	2,815,000	2,815,000	2,815,000	2,713,702	101,298	30,285
Transporturi (cod 84.02.03+84.02.04+84.02.06+84.02.50)	8402	220,381,999	46,956,000	53,481,000	53,481,000	53,481,000	43,995,279	9,485,721	35,838,217
Transport rutier (cod 84.02.03.01 la 84.02.03.03)	840203	219,621,999	46,826,000	53,471,000	53,471,000	53,471,000	43,992,571	9,478,429	35,800,841

A	B	1	2	3	4	5	6	7=5-6	8
Drumuri si poduri	84020301	6,916,999	4,344,000	1,294,000	1,294,000	1,294,000	968,820	325,180	
Transport in comun	84020302	350,000	6,560,000	12,908,000	12,908,000	12,908,000	10,374,755	2,533,245	10,806,003
Strazi	84020303	212,355,000	35,922,000	39,269,000	39,269,000	39,269,000	32,648,996	6,620,004	24,994,838
Alte cheltuieli in domeniul transporturilor	840250	760,000	130,000	10,000	10,000	10,000	2,708	7,292	37,376
CHELTUIELILE SECTIUNII DE FUNCTIONARE (cod 50.02+59.02+63.02+70.02+74.02+79.02)	4902	717,000	257,182,000	297,440,500	297,340,500	297,340,500	270,219,858	27,120,642	255,530,552
Partea I-a SERVICII PUBLICE GENERALE (cod 51.02+54.02+55.02+56.02)	5002		23,966,000	23,555,000	23,455,000	23,455,000	22,899,230	555,770	23,247,925
Autoritati publice si actiuni externe (cod 51.02.01)	5102		17,476,000	17,245,000	17,245,000	17,245,000	16,797,921	447,079	17,110,843
Autoritati executive si legislative (cod 51.02.01.03)	510201		17,476,000	17,245,000	17,245,000	17,245,000	16,797,921	447,079	17,110,843
Autoritati executive	51020103		17,476,000	17,245,000	17,245,000	17,245,000	16,797,921	447,079	17,110,843
Alte servicii publice generale (cod 54.02.05 la 54.02.07+54.02.10+54.02.50)	5402		1,860,000	1,302,000	1,202,000	1,202,000	1,163,073	38,927	1,198,897
Fond de rezerva bugetara la dispozitia autoritatilor locale	540205			100,000					
Servicii publice comunitare de evidenta a persoanelor	540210		1,060,000	1,076,000	1,076,000	1,076,000	1,037,685	38,315	1,072,951
Alte servicii publice generale	540250		800,000	126,000	126,000	126,000	125,388	612	125,946
Tranzactii privind datoria publica si imprumuturi	5502		4,630,000	5,008,000	5,008,000	5,008,000	4,938,236	69,764	4,938,185
Partea a II-a APARARE, ORDINE PUBLICA SI SIGURANTA NATIONALA (60.02+61.02)	5902		5,231,000	5,833,000	5,833,000	5,833,000	5,535,319	297,681	5,550,437
Ordine publica si siguranta nationala (cod 61.02.03+61.02.05+61.02.50)	6102		5,231,000	5,833,000	5,833,000	5,833,000	5,535,319	297,681	5,550,437
Ordine publica (cod 61.02.03.04)	610203		5,191,000	5,793,000	5,793,000	5,793,000	5,499,712	293,288	5,514,480
Politie locala	61020304		5,191,000	5,793,000	5,793,000	5,793,000	5,499,712	293,288	5,514,480
Protectie civila si protectia contra incendiilor (protectie civila nonmilitara)	610205		40,000	40,000	40,000	40,000	35,607	4,393	35,957
Partea a III-a CHELTUIELI SOCIAL-CULTURALE(cod 65.02+66.02+67.02+68.02)	6302	717,000	151,797,000	176,194,500	176,194,500	176,194,500	166,433,741	9,760,759	172,226,904
Invatamant (cod 65.02.03 la 65.02.05+65.02.07+65.02.11+65.02.50)	6502		95,520,000	112,286,500	112,286,500	112,286,500	108,631,314	3,655,186	114,528,328
Invatamant prescolar si primar (cod 65.02.03.01+65.02.03.02)	650203		13,393,640	15,966,520	15,966,520	15,966,520	15,415,608	550,912	15,651,045
Invatamant prescolar	65020301		13,393,640	15,966,520	15,966,520	15,966,520	15,415,608	550,912	15,651,045
Invatamant secundar (cod 65.02.04.01 la 65.02.04.03)	650204		82,126,360	96,287,980	96,287,980	96,287,980	93,195,056	3,092,924	98,856,633
Invatamant secundar inferior	65020401		33,271,070	38,598,900	38,598,900	38,598,900	37,587,542	1,011,358	39,795,844
Invatamant secundar superior	65020402		48,855,290	57,689,080	57,689,080	57,689,080	55,607,514	2,081,566	59,060,789

A	B	1	2	3	4	5	6	7=5-6	8
Alte cheltuieli in domeniul invatamantului	650250			32,000	32,000	32,000	20,650	11,350	20,650
Sanatate (cod 66.02.06+66.02.08+66.02.50)	6602		3,256,000	3,726,000	3,726,000	3,726,000	3,628,360	97,640	3,675,924
Servicii medicale in unitati sanitare cu paturi (cod 66.02.06.01+66.02.06.03)	660206		900,000	1,050,000	1,050,000	1,050,000	1,010,000	40,000	1,010,000
Spitale generale	66020601		900,000	1,050,000	1,050,000	1,050,000	1,010,000	40,000	1,010,000
Servicii de sanatate publica	660208		2,356,000	2,676,000	2,676,000	2,676,000	2,618,360	57,640	2,665,924
Cultura, recreere si religie (cod 67.02.03+67.02.05+67.02.06+67.02.50)	6702	717,000	23,626,000	23,750,000	23,750,000	23,750,000	20,525,520	3,224,480	16,468,076
Servicii culturale (cod 67.02.03.02 la 67.02.03.08+67.02.03.12+67.02.03.30)	670203		3,857,000	4,058,000	4,058,000	4,058,000	3,897,000	161,000	3,897,000
Institutii publice de spectacole si concerte	67020304		3,857,000	4,058,000	4,058,000	4,058,000	3,897,000	161,000	3,897,000
Servicii recreative si sportive (cod 67.02.05.01 la 67.02.05.03)	670205	717,000	12,677,000	12,024,000	12,024,000	12,024,000	9,823,238	2,200,762	8,249,146
Sport	67020501		11,509,000	10,905,000	10,905,000	10,905,000	9,200,452	1,704,548	7,364,791
Tineret	67020502		391,000	402,000	402,000	402,000	124,185	277,815	278,289
Intretinere gradini publice, parcuri, zone verzi, baze sportive si de agrement	67020503	717,000	777,000	717,000	717,000	717,000	498,601	218,399	606,066
Alte servicii in domeniile culturii, recreerii si religiei	670250		7,092,000	7,668,000	7,668,000	7,668,000	6,805,282	862,718	4,321,930
Asigurari si asistenta sociala (cod 68.02.04 la 68.02.06 +68.02.10+68.02.11+68.02.12+68.02.15+68.02.50)	6802		29,395,000	36,432,000	36,432,000	36,432,000	33,648,547	2,783,453	37,554,576
Asistenta acordata persoanelor in varsta	680204		1,012,000	1,126,000	1,126,000	1,126,000	1,044,826	81,174	1,075,416
Asistenta sociala in caz de boli si invaliditati (cod 68.02.05.02)	680205		14,102,000	15,842,000	15,842,000	15,842,000	15,825,529	16,471	15,878,877
Asistenta sociala in caz de invaliditate	68020502		14,102,000	15,842,000	15,842,000	15,842,000	15,825,529	16,471	15,878,877
Asistenta sociala pentru familie si copii	680206		1,268,000	1,532,000	1,532,000	1,532,000	1,363,835	168,165	1,414,164
Crese	680211		2,121,000	2,609,000	2,609,000	2,609,000	2,517,754	91,246	2,553,749
Prevenirea excluderii sociale (cod 68.02.15.01+68.02.15.02)	680215		2,792,000	3,161,000	3,161,000	3,161,000	2,627,477	533,523	2,836,042
Ajutor social	68021501		140,000	140,000	140,000	140,000	63,911	76,089	63,911
Cantine de ajutor social	68021502		2,652,000	3,021,000	3,021,000	3,021,000	2,563,566	457,434	2,772,131
Alte cheltuieli in domeniul asigurarilor si asistentei sociale (cod 68.02.50.50)	680250		8,100,000	12,162,000	12,162,000	12,162,000	10,269,126	1,892,874	13,796,328
Alte cheltuieli in domeniul asistentei sociale	68025050		8,100,000	12,162,000	12,162,000	12,162,000	10,269,126	1,892,874	13,796,328
Partea a IV-a SERVICII SI DEZVOLTARE PUBLICA, LOCUINTE, MEDIU SI APE (cod 70.02+74.02)	6902		34,427,000	40,194,000	40,194,000	40,194,000	32,922,691	7,271,309	28,689,061
Locuinte, servicii si dezvoltare publica (cod 70.02.03+70.02.05 la 70.02.07+70.02.50)	7002		19,027,000	23,391,000	23,391,000	23,391,000	19,395,700	3,995,300	18,174,572


A	B	1	2	3	4	5	6	7=5-6	8
Iluminat public si electrificari rurale	700206		6,000,000	7,100,000	7,100,000	7,100,000	5,918,928	1,181,072	4,566,759
Alte servicii in domeniul locuintelor, serviciilor si dezvoltarii comunale	700250		13,027,000	16,291,000	16,291,000	16,291,000	13,476,772	2,814,228	13,607,813
Protectia mediului (cod 74.02.03+74.02.05+74.02.06+74.02.50)	7402		15,400,000	16,803,000	16,803,000	16,803,000	13,526,991	3,276,009	10,514,489
Salubritate si gestiunea deseurilor (cod 74.02.05.01+74.02.05.02)	740205		15,100,000	16,503,000	16,503,000	16,503,000	13,243,991	3,259,009	10,231,489
Salubritate	74020501		15,100,000	16,503,000	16,503,000	16,503,000	13,243,991	3,259,009	10,231,489
Alte servicii in domeniul protectiei mediului	740250		300,000	300,000	300,000	300,000	283,000	17,000	283,000
Partea a V-a ACTIUNI ECONOMICE (80.02+81.02+83.02+84.02+87.02)	7902		41,761,000	51,664,000	51,664,000	51,664,000	42,428,877	9,235,123	25,816,225
Actiuni generale economice, comerciale si de munca (cod 80.02.01)	8002			135,000	135,000	135,000		135,000	
Actiuni generale economice si comerciale (cod 80.02.01.06+80.02.01.09+80.02.01.10+80.02.01.30)	800201			135,000	135,000	135,000		135,000	
Alte cheltuieli pentru actiuni generale economice si comerciale	80020130			135,000	135,000	135,000		135,000	
Transporturi (cod 84.02.03+84.02.04+84.02.06+84.02.50)	8402		41,761,000	51,529,000	51,529,000	51,529,000	42,428,877	9,100,123	25,816,225
Transport rutier (cod 84.02.03.01 la cod 84.02.03.03)	840203		41,751,000	51,519,000	51,519,000	51,519,000	42,426,169	9,092,831	25,816,225
Transport in comun	84020302		5,970,000	12,270,000	12,270,000	12,270,000	9,791,715	2,478,285	10,626,678
Strazi	84020303		35,781,000	39,249,000	39,249,000	39,249,000	32,634,454	6,614,546	15,189,547
Alte cheltuieli in domeniul transporturilor	840250		10,000	10,000	10,000	10,000	2,708	7,292	
CHELTUIELILE SECTIUNII DE DEZVOLTARE (cod 50.02+59.02+63.02+70.02+74.02+79.02)	4902	341,877,161	34,175,000	34,267,000	34,267,000	34,267,000	27,434,442	6,832,558	42,361,818
Partea I-a SERVICII PUBLICE GENERALE (cod 51.02+54.02)	5002	716,992	596,000	802,000	802,000	802,000	536,331	265,669	826,445
Autoritati publice si actiuni externe (cod 51.02.01)	5102	706,976	580,000	779,000	779,000	779,000	520,348	258,652	817,038
Autoritati executive si legislative (cod 51.02.01.03)	510201	706,976	580,000	779,000	779,000	779,000	520,348	258,652	817,038
Autoritati executive	51020103	706,976	580,000	779,000	779,000	779,000	520,348	258,652	817,038
Alte servicii publice generale (cod 54.02.05 la 54.02.07+54.02.10+54.02.50)	5402	10,016	16,000	23,000	23,000	23,000	15,983	7,017	9,407
Servicii publice comunitare de evidenta a persoanelor	540210	10,016	16,000	23,000	23,000	23,000	15,983	7,017	9,407
Partea a II-a APARARE, ORDINE PUBLICA SI SIGURANTA NATIONALA (60.02+61.02)	5902	8,064,472	284,000	181,000	181,000	181,000	174,845	6,155	124,955
Ordine publica si siguranta nationala (cod 61.02.03+61.02.05+61.02.50)	6102	8,064,472	284,000	181,000	181,000	181,000	174,845	6,155	124,955
Ordine publica (cod 61.02.03.04)	610203	8,064,472	284,000	181,000	181,000	181,000	174,845	6,155	122,319

A	B	1	2	3	4	5	6	7=5-6	8
Politie locala	61020304	8,064,472	284,000	181,000	181,000	181,000	174,845	6,155	122,319
Protectie civila si protectia contra incendiilor (protectie civila nonmilitara)	610205								2,636
Partea a III-a CHELTUIELI SOCIAL-CULTURALE (cod 65.02+66.02+67.02+68.02)	6302	9,496,000	15,185,000	16,025,000	16,025,000	16,025,000	11,719,950	4,305,050	8,512,957
Invatamant (cod 65.02.03 la 65.02.05+65.02.07+65.02.11+65.02.50)	6502	3,964,000	8,505,000	8,728,000	8,728,000	8,728,000	7,601,274	1,126,726	7,339,859
Invatamant prescolar si primar (cod 65.02.03.01+65.02.03.02)	650203	45,900	2,324,900	3,671,900	3,671,900	3,671,900	3,328,342	343,558	1,382,560
Invatamant prescolar	65020301	45,900	2,324,900	3,671,900	3,671,900	3,671,900	3,328,342	343,558	1,382,560
Invatamant secundar (cod 65.02.04.01 la 65.02.04.03)	650204	3,716,100	6,178,100	4,879,100	4,879,100	4,879,100	4,272,932	606,168	5,957,299
Invatamant secundar inferior	65020401	2,356,100	36,100	26,100	26,100	26,100	800	25,300	222,852
Invatamant secundar superior	65020402	1,360,000	6,142,000	4,853,000	4,853,000	4,853,000	4,272,132	580,868	5,734,447
Alte cheltuieli in domeniul invatamantului	650250	202,000	2,000	177,000	177,000	177,000		177,000	
Sanatate (cod 66.02.06+66.02.08+66.02.50)	6602		439,000	627,000	627,000	627,000	620,331	6,669	518,940
Servicii medicale in unitati sanitare cu paturi (cod 66.02.06.01+66.02.06.03)	660206		439,000	627,000	627,000	627,000	620,331	6,669	518,940
Spitale generale	66020601		439,000	627,000	627,000	627,000	620,331	6,669	518,940
Cultura, recreere si religie (cod 67.02.03+67.02.05+67.02.06+67.02.50)	6702	2,748,000	260,000	599,000	599,000	599,000	432,882	166,118	295,532
Servicii culturale (cod 67.02.03.02 la 67.02.03.08+67.02.03.12+67.02.03.30)	670203	580,000	70,000	345,000	345,000	345,000	319,432	25,568	179,841
Institutii publice de spectacole si concerte	67020304	580,000	70,000	345,000	345,000	345,000	319,432	25,568	179,841
Servicii recreative si sportive (cod 67.02.05.01 la 67.02.05.03)	670205	1,808,000	190,000	254,000	254,000	254,000	113,450	140,550	115,241
Intrtinerere gradini publice, parcuri, zone verzi, baze sportive si de agrement	67020503	1,808,000	190,000	254,000	254,000	254,000	113,450	140,550	115,241
Alte servicii in domeniile culturii, recreerii si religiei	670250	360,000							450
Asigurari si asistenta sociala (cod 68.02.04 la 68.02.06+68.02.10+68.02.11+68.02.12+68.02.15+68.02.50)	6802	2,784,000	5,981,000	6,071,000	6,071,000	6,071,000	3,065,463	3,005,537	358,626
Crese	680211		1,178,000	1,178,000	1,178,000	1,178,000	1,176,429	1,571	
Alte cheltuieli in domeniul asigurarilor si asistentei sociale (cod 68.02.50.50)	680250	2,784,000	4,803,000	4,893,000	4,893,000	4,893,000	1,889,034	3,003,966	358,626
Alte cheltuieli in domeniul asistentei sociale	68025050	2,784,000	4,803,000	4,893,000	4,893,000	4,893,000	1,889,034	3,003,966	358,626
Partea a IV-a SERVICII SI DEZVOLTARE PUBLICA, LOCUINTE, MEDIU SI APE (cod 70.02+74.02)	6902	103,217,698	10,370,000	12,492,000	12,492,000	12,492,000	10,723,212	1,768,788	22,246,982


A	B	1	2	3	4	5	6	7=5-6	8
Locuinte, servicii si dezvoltare publica (cod 70.02.03+70.02.05 la 70.02.07+70.02.50)	7002	102,997,830	10,324,000	12,448,000	12,448,000	12,448,000	10,723,212	1,724,788	22,246,982
Locuinte (cod 70.02.03.01+70.02.03.30)	700203	25,462,951	1,469,000	1,376,000	1,376,000	1,376,000	1,041,921	334,079	769,274
Dezvoltarea sistemului de locuinte	70020301	25,462,951	1,469,000	1,376,000	1,376,000	1,376,000	1,041,921	334,079	769,274
Alimentari cu apa si amenajari hidrotehnice (cod 70.02.05.01+70.02.05.02)	700205		1,832,000	1,832,000	1,832,000	1,832,000	1,730,260	101,740	1,078,634
Alimentare cu apa	70020501		1,832,000	1,832,000	1,832,000	1,832,000	1,730,260	101,740	1,078,634
Iluminat public si electrificari rurale	700206	1,735,010	151,000	68,000	68,000	68,000	65,987	2,013	36,399
Alte servicii in domeniul locuintelor, serviciilor si dezvoltarii comunale	700250	75,799,869	6,872,000	9,172,000	9,172,000	9,172,000	7,885,044	1,286,956	20,362,675
Protectia mediului (cod 74.02.03+74.02.05+74.02.06+74.02.50)	7402	219,868	46,000	44,000	44,000	44,000		44,000	
Salubritate si gestiunea deseurilor (cod 74.02.05.01+74.02.05.02)	740205	219,868	46,000	44,000	44,000	44,000		44,000	
Salubritate	74020501	219,868	44,000	44,000	44,000	44,000		44,000	
Colectarea, tratarea si distrugerea deseurilor	74020502		2,000						
Partea aV-a ACTIUNI ECONOMICE (80.02+81.02+83.02+84.02+87.02)	7902	220,381,999	7,740,000	4,767,000	4,767,000	4,767,000	4,280,104	486,896	10,650,479
Actiuni generale economice, comerciale si de munca (cod 80.02.01+80.02.02)	8002								8,281
Actiuni generale economice si comerciale (cod 80.02.01.06+80.02.01.09+80.02.01.10+80.02.01.30)	800201								8,281
Alte cheltuieli pentru actiuni generale economice si comerciale	80020130								8,281
Agricultura, silvicultura, piscicultura si vanatoare (cod 83.02.03)	8302		2,545,000	2,815,000	2,815,000	2,815,000	2,713,702	101,298	620,206
Agricultura (cod 83.02.03.03+83.02.03.07+83.02.03.30)	830203		2,545,000	2,815,000	2,815,000	2,815,000	2,713,702	101,298	620,206
Protectia plantelor si carantina fitosanitara	83020303								589,921
Alte cheltuieli in domeniul agriculturii	83020330		2,545,000	2,815,000	2,815,000	2,815,000	2,713,702	101,298	30,285
Transporturi (cod 84.02.03+84.02.06+84.02.50)	8402	220,381,999	5,195,000	1,952,000	1,952,000	1,952,000	1,566,402	385,598	10,021,992
Transport rutier (cod 84.02.03.01 la 84.02.03.03)	840203	219,621,999	5,075,000	1,952,000	1,952,000	1,952,000	1,566,402	385,598	9,984,616
Drumuri si poduri	84020301	6,916,999	4,344,000	1,294,000	1,294,000	1,294,000	968,820	325,180	
Transport in comun	84020302	350,000	590,000	638,000	638,000	638,000	583,040	54,960	179,325
Strazi	84020303	212,355,000	141,000	20,000	20,000	20,000	14,542	5,458	9,805,291
Alte cheltuieli in domeniul transporturilor	840250	760,000	120,000						37,376

Nota: Se detaliaza pe structura clasificatiei economice (Anexa 2)

p. PRIMAR, VICEPRIMAR DESEMNAȚ
dr.ing. ROȘA MARINEL



Conducatorul compartimentului
financiar-contabil
CARMEN POP



CONTUL DE EXECUTIE

A BUGETULUI INSTITUTIILOR PUBLICE SI ACTIVITATILOR FINANTATE INTEGRAL SAU PARTIAL DIN VENITURI PROPRII (DE SUBORDONARE LOCALA) -VENITUR

la data de 31.12.2016

Cod 20

-lei-

Denumirea indicatorilor	Cod indicator	Prevederi bugetare		Drepturi constatate			Incasari realizate	Stingeri pe alte cai decat incasari	Drepturi constatate de incasat
		initiale	definitive	Total, din care:	din anii precedenti	din anul curent			
A	B	1	2	3=4+5	4	5	6	7	8=3-6-7
TOTAL VENITURI (cod 00.02+00.15+00.16+00.17+45.10+48.10)	000110	44,287,000	48,473,000	46,314,685	2,033,587	44,281,098	43,986,510	165,153	2,163,022
I. VENITURI CURENTE (cod 00.03+00.12)	0002	30,744,000	31,612,000	30,269,590	2,033,587	28,236,003	27,941,415	165,153	2,163,022
C. VENITURI NEFISCALE (cod 00.13+00.14)	2900	30,744,000	31,612,000	30,269,590	2,033,587	28,236,003	27,941,415	165,153	2,163,022
C1. VENITURI DIN PROPRIETATE (cod 30.10+31.10)	3000	959,300	953,300	356,083	78,171	277,912	279,350		76,733
Venituri din proprietate (cod 30.10.05+30.10.08+30.10.09+30.10.50)	3010	958,300	952,300	356,083	78,171	277,912	279,350		76,733
Venituri din concesiuni si inchirieri (cod 30.10.05.30)	301005	941,300	935,300	356,083	78,171	277,912	279,350		76,733
Alte venituri din concesiuni si inchirieri de catre institutiile publice	30100530	941,300	935,300	356,083	78,171	277,912	279,350		76,733
Alte venituri din proprietate	301050	17,000	17,000						
Venituri din dobânzi (cod 31.10.03)	3110	1,000	1,000						
Alte venituri din dobânzi	311003	1,000	1,000						
C2. VANZARI DE BUNURI SI SERVICII (cod 33.10+34.10+35.10+36.10+37.10)	3300	29,784,700	30,658,700	29,913,507	1,955,416	27,958,091	27,662,065	165,153	2,086,289
Venituri din prestari de servicii si alte activitati (cod 33.10.05+33.10.08+33.10.09+33.10.13+ 33.10.14+ 33.10.16+33.10.17+33.10.19 la 33.10.21+33.10.30 la 33.10.32+33.10.50)	3310	29,506,200	30,315,400	29,671,718	1,955,416	27,716,302	27,420,276	165,153	2,086,289
Taxe si alte venituri in invatamant	331005	4,381,500	4,357,200	2,751,045	38,896	2,712,149	2,606,912		144,133
Venituri din prestari de servicii	331008	2,380,000	2,880,000	2,904,257	245,493	2,658,764	2,669,005		235,252
Contributia elevilor si studentilor pentru internate, camine si cantine.	331014	1,912,800	1,911,800	1,375,256	3,532	1,371,724	1,371,592		3,664
Venituri din valorificarea produselor obtinute din activitatea proprie sau anexa	331016	154,000	154,000	157,506	22,080	135,426	132,694		24,812
Venituri din organizarea de cursuri de calificare si conversie	331017	29,000	29,000	26,178		26,178	26,178		

A	B	1	2	3=4+5	4	5	6	7	8=3-6-7
profesionala, specializare si perfectionare									
Venituri din serbari si spectacole scolare, manifestari culturale, artistice si sportive	331019	300,000	285,500	432,937	5,480	427,457	266,933	165,153	851
Venituri din contractele incheiate cu casele de asigurari sociale de sanatate	331021	16,805,000	16,910,000	18,382,532	1,511,747	16,870,785	16,829,477		1,553,055
Venituri din contractele incheiate cu directiile de sanatate publica din sume alocate de la bugetul de stat	331030	1,276,000	1,300,000	1,174,010		1,174,010	1,174,010		
Venituri din contractele incheiate cu directiile de sanatate publica din sume alocate din veniturile proprii ale Ministerului Sanatatii	331031	250,000	295,000	294,406		294,406	294,406		
Alte venituri din prestari de servicii si alte activitati	331050	2,017,900	2,192,900	2,173,591	128,188	2,045,403	2,049,069		124,522
Diverse venituri (cod 36.10.04+36.10.32+36.10.50)	3610	168,000	190,400	150,696		150,696	150,696		
Alte venituri	361050	168,000	190,400	150,696		150,696	150,696		
Transferuri voluntare, altele decat subventiile (cod 37.10.01+37.10.03+37.10.04+37.10.50)	3710	110,500	152,900	91,093		91,093	91,093		
Donatii si sponsorizari	371001	35,000	76,400	71,771		71,771	71,771		
Varsaminte din sectiunea de functionare pentru finantarea sectiunii de dezvoltare a bugetului local (cu semnul minus)	371003	-5,844,000	-2,459,000	-2,379,550		-2,379,550	-2,379,550		
Varsaminte din sectiunea de functionare	371004	5,844,000	2,459,000	2,379,550		2,379,550	2,379,550		
Alte transferuri voluntare	371050	75,500	76,500	19,322		19,322	19,322		
IV. SUBVENTII (cod 00.18)	4100	13,543,000	16,861,000	16,045,095		16,045,095	16,045,095		
SUBVENTII DE LA ALTE NIVELE ALE ADMINISTRATIEI PUBLICE (cod 42.10+43.10)	0018	439,000	2,914,000	2,881,288		2,881,288	2,881,288		
Subventii de la alte administratii (cod 43.10.09+43.10.10+43.10.14 la 43.10.17+43.10.19 + 43.10.25 la 43.10.27+43.10.31+43.10.32+43.10.33+43.10.35)	4310	13,543,000	16,861,000	16,045,095		16,045,095	16,045,095		
Subventii pentru institutii publice	431009	12,204,000	12,497,000	11,710,460		11,710,460	11,710,460		
Subventii din bugetele locale pentru finantarea cheltuielilor curente din domeniul sanatatii	431010	900,000	1,050,000	1,010,000		1,010,000	1,010,000		
Subventii din bugetele locale pentru finantarea cheltuielilor de capital in domeniul sanatatii	431014	439,000	519,000	518,940		518,940	518,940		
Subventii pentru institutii publice destinate sectiunii de dezvoltare	431019		2,395,000	2,362,348		2,362,348	2,362,348		
Subventii din bugetul Fondului national unic de asigurari sociale de sanatate pentru acoperirea cresterilor salariale	431033		400,000	443,347		443,347	443,347		
VENITURILE SECTIUNII DE FUNCTIONARE (cod 00.02+00.16+00.17) - TOTAL	000110	38,004,000	43,100,000	41,053,847	2,033,587	39,020,260	38,725,672	165,153	2,163,022
I. VENITURI CURENTE (cod 00.03+00.12)	0002	24,900,000	29,153,000	27,890,040	2,033,587	25,856,453	25,561,865	165,153	2,163,022
C. VENITURI NEFISCALE (cod 00.13+00.14)	2900	24,900,000	29,153,000	27,890,040	2,033,587	25,856,453	25,561,865	165,153	2,163,022

A	B	1	2	3=4+5	4	5	6	7	8=3-6-7
C1. VENITURI DIN PROPRIETATE (cod 30.10 +31.10)	3000	959,300	953,300	356,083	78,171	277,912	279,350		76,733
Venituri din proprietate (cod 30.10.05+30.10.08+30.10.09+30.10.50)	3010	958,300	952,300	356,083	78,171	277,912	279,350		76,733
Venituri din concesiuni si inchirieri (cod 30.10.05.30)	301005	941,300	935,300	356,083	78,171	277,912	279,350		76,733
Alte venituri din concesiuni si inchirieri de catre institutiile publice	30100530	941,300	935,300	356,083	78,171	277,912	279,350		76,733
Alte venituri din proprietate	301050	17,000	17,000						
Venituri din dobânzi (cod 31.10.03)	3110	1,000	1,000						
Alte venituri din dobânzi	311003	1,000	1,000						
C2. VANZARI DE BUNURI SI SERVICII (cod 33.10+34.10+35.10+36.10+37.10)	3300	23,940,700	28,199,700	27,533,957	1,955,416	25,578,541	25,282,515	165,153	2,086,289
Venituri din prestari de servicii si alte activitati (cod 33.10.05+33.10.08+33.10.09+33.10.13+ 33.10.14 +33.10.16+33.10.17 +33.10.19 la 33.10.21+33.10.30 la 33.10.32+33.10.50)	3310	29,506,200	30,315,400	29,671,718	1,955,416	27,716,302	27,420,276	165,153	2,086,289
Taxe si alte venituri in invatamant	331005	4,381,500	4,357,200	2,751,045	38,896	2,712,149	2,606,912		144,133
Venituri din prestari de servicii	331008	2,380,000	2,880,000	2,904,257	245,493	2,658,764	2,669,005		235,252
Contributia elevilor si studentilor pentru internate, camine si cantine.	331014	1,912,800	1,911,800	1,375,256	3,532	1,371,724	1,371,592		3,664
Venituri din valorificarea produselor obtinute din activitatea proprie sau anexa	331016	154,000	154,000	157,506	22,080	135,426	132,694		24,812
Venituri din organizarea de cursuri de calificare si conversie profesionala, specializare si perfectionare	331017	29,000	29,000	26,178		26,178	26,178		
Venituri din serbari si spectacole scolare, manifestari culturale, artistice si sportive	331019	300,000	285,500	432,937	5,480	427,457	266,933	165,153	851
Venituri din contractele incheiate cu casele de asigurari sociale de sanatate	331021	16,805,000	16,910,000	18,382,532	1,511,747	16,870,785	16,829,477		1,553,055
Venituri din contractele incheiate cu directiile de sanatate publica din sume alocate de la bugetul de stat	331030	1,276,000	1,300,000	1,174,010		1,174,010	1,174,010		
Venituri din contractele incheiate cu directiile de sanatate publica din sume alocate din veniturile proprii ale Ministerului Sanatatii	331031	250,000	295,000	294,406		294,406	294,406		
Alte venituri din prestari de servicii si alte activitati	331050	2,017,900	2,192,900	2,173,591	128,188	2,045,403	2,049,069		124,522
Diverse venituri (cod 36.10.04+36.10.32+36.10.50)	3610	168,000	190,400	150,696		150,696	150,696		
Alte venituri	361050	168,000	190,400	150,696		150,696	150,696		
Transferuri voluntare, altele decât subventiile (cod 37.10.01+37.10.03+37.10.50)	3710	-5,733,500	-2,306,100	-2,288,457		-2,288,457	-2,288,457		
Donatii si sponsorizari	371001	35,000	76,400	71,771		71,771	71,771		
Varsaminte din sectiunea de functionare pentru finantarea	371003	-5,844,000	-2,459,000	-2,379,550		-2,379,550	-2,379,550		

A	B	1	2	3=4+5	4	5	6	7	8=3-6-7
sectiunii de dezvoltare a bugetului local (cu semnul minus)									
Alte transferuri voluntare	371050	75,500	76,500	19,322		19,322	19,322		
IV. SUBVENTII (cod 00.18)	4100	13,104,000	13,947,000	13,163,807		13,163,807	13,163,807		
SUBVENTII DE LA ALTE NIVELE ALE ADMINISTRATIEI PUBLICE (cod 42.10+43.10)	0018	13,104,000	13,947,000	13,163,807		13,163,807	13,163,807		
Subventii de la alte administratii (cod 43.10.09+43.10.10+43.10.15+43.10.33+43.10.35)	4310	13,104,000	13,947,000	13,163,807		13,163,807	13,163,807		
Subventii pentru institutii publice	431009	12,204,000	12,497,000	11,710,460		11,710,460	11,710,460		
Subventii din bugetele locale pentru finantarea cheltuielilor curente din domeniul sanatatii	431010	900,000	1,050,000	1,010,000		1,010,000	1,010,000		
Subventii din bugetul Fondului national unic de asigurari sociale de sanatate pentru acoperirea cresterilor salariale	431033		400,000	443,347		443,347	443,347		
VENITURILE SECTIUNII DE DEZVOLTARE (cod 00.02+00.15+00.16+00.17+45.10+48.10) - TOTAL	000110	6,283,000	5,373,000	5,260,838		5,260,838	5,260,838		
I. VENITURI CURENTE (cod 00.12)	0002	5,844,000	2,459,000	2,379,550		2,379,550	2,379,550		
C. VENITURI NEFISCALE (cod 00.14)	2900	5,844,000	2,459,000	2,379,550		2,379,550	2,379,550		
C2. VANZARI DE BUNURI SI SERVICII (cod 36.10+37.10)	3300	5,844,000	2,459,000	2,379,550		2,379,550	2,379,550		
Transferuri voluntare, altele decât subventiile (cod 37.10.04)	3710	5,844,000	2,459,000	2,379,550		2,379,550	2,379,550		
Varsaminte din sectiunea de functionare	371004	5,844,000	2,459,000	2,379,550		2,379,550	2,379,550		
IV. SUBVENTII (cod 00.18)	4100	439,000	2,914,000	2,881,288		2,881,288	2,881,288		
SUBVENTII DE LA ALTE NIVELE ALE ADMINISTRATIEI PUBLICE (cod 42.10+43.10)	0018	439,000	2,914,000	2,881,288		2,881,288	2,881,288		
Subventii de la alte administratii (cod 43.10.14+43.10.16+43.10.17+43.10.19 + 43.10.25 la 43.10.27+43.10.31+43.10.32+43.10.35)	4310	439,000	2,914,000	2,881,288		2,881,288	2,881,288		
Subventii din bugetele locale pentru finantarea cheltuielilor de capital in domeniul sanatatii	431014	439,000	519,000	518,940		518,940	518,940		
Subventii pentru institutii publice destinate sectiunii de dezvoltare	431019		2,395,000	2,362,348		2,362,348	2,362,348		

p. PRIMAR, VICEPRIMAR DESEMNAT

ROB MARINEL

ROMANIA



Conducatorul compartimentului
financiar-contabil
CARMEN POP

CONTUL DE EXECUTIE
A BUGETULUI INSTITUTIILOR PUBLICE SI ACTIVITATILOR FINANTATE INTEGRAL SAU PARTIAL DIN VENITURI PROPRII (DE SUBORDONARE LOCALA) -CHELTUIELI

la data de 31.12.2016

Cod 21

-lei-

Denumirea indicatorilor *)	Cod indicator	Credite de angajament	Credite bugetare		Angajamente bugetare	Angajamente legale	Plati efectuate	Angajamente legale de platit	Cheltuieli efective
			initiale	definitive					
A	B	1	2	3	4	5	6	7=5-6	8
TOTAL CHELTUIELI - SECTIUNEA DE FUNCTIONARE + SECTIUNEA DE DEZVOLTARE (cod 50.10+59.10+63.10+70.10+74.10+79.10)	4910	43,000	44,667,000	48,853,000	48,853,000	48,853,000	43,855,495	4,997,505	40,231,770
Partea III-a CHELTUIELI SOCIAL-CULTURALE (cod 65.10+66.10+67.10+68.10)	6310	43,000	32,585,000	35,601,000	35,601,000	35,601,000	30,843,323	4,757,677	31,296,308
Invatamant (cod 65.10.03 la 65.10.05+65.10.07+65.10.11+65.10.50)	6510	43,000	8,350,000	8,492,000	8,492,000	8,492,000	5,069,237	3,422,763	4,964,272
Invaatamant prescolar si primar (cod 65.10.03.01+65.10.03.02)	651003		4,051,000	4,051,000	4,051,000	4,051,000	2,360,615	1,690,385	2,385,558
Invatamant prescolar	65100301		4,051,000	4,051,000	4,051,000	4,051,000	2,360,615	1,690,385	2,385,558
Invatamant secundar (cod 65.10.04.01 la 65.10.04.03)	651004	43,000	4,299,000	4,441,000	4,441,000	4,441,000	2,708,622	1,732,378	2,578,714
Invatamant secundar inferior	65100401		269,000	271,000	271,000	271,000	39,545	231,455	8,941
Invatamant secundar superior	65100402	43,000	4,030,000	4,170,000	4,170,000	4,170,000	2,669,077	1,500,923	2,569,773
Sanatate (66.10.06+66.10.08+66.10.50)	6610		20,180,000	20,986,000	20,986,000	20,986,000	20,442,331	543,669	21,193,349
Servicii medicale in unitati sanitare cu paturi (cod 66.10.06.01+66.10.06.03)	661006		20,180,000	20,986,000	20,986,000	20,986,000	20,442,331	543,669	21,193,349
Spitale generale	66100601		20,180,000	20,986,000	20,986,000	20,986,000	20,442,331	543,669	21,193,349
Cultura, recreere si religie (cod 67.10.03+67.10.05+67.10.50)	6710		4,055,000	6,123,000	6,123,000	6,123,000	5,331,755	791,245	5,138,687
Servicii culturale (cod 67.10.03.03 la 67.10.03.07+67.10.03.09 la 67.10.03.11+67.10.03.14+67.10.03.15+67.10.03.30))	671003		4,055,000	4,453,000	4,453,000	4,453,000	4,358,274	94,726	4,139,499
Instituti publice de spectacole si concerte	67100304		4,055,000	4,453,000	4,453,000	4,453,000	4,358,274	94,726	4,139,499
Servicii recreative si sportive (cod 67.10.05.01)	671005			1,670,000	1,670,000	1,670,000	973,481	696,519	999,188

A	B	1	2	3	4	5	6	7=5-6	8
Sport	67100501			1,670,000	1,670,000	1,670,000	973,481	696,519	999,188
Partea IV-a SERVICII SI DEZVOLTARE PUBLICA, LOCUINTE, MEDIU SI APE (cod 70.10+74.10)	6910		12,082,000	13,252,000	13,252,000	13,252,000	13,012,172	239,828	8,935,462
Locuinte, servicii si dezvoltare publica (cod 70.10.03+70.10.04+70.10.50)	7010		12,082,000	13,252,000	13,252,000	13,252,000	13,012,172	239,828	8,935,462
Alte servicii in domeniul locuintelor, serviciilor si dezvoltarii comunale	701050		12,082,000	13,252,000	13,252,000	13,252,000	13,012,172	239,828	8,935,462
CHELTUIELILE SECTIUNII DE FUNCTIONARE (cod 50.10+59.10+63.10+70.10+74.10+79.10)	4910		38,384,000	43,480,000	43,480,000	43,480,000	38,547,035	4,932,965	38,382,816
Partea III-a CHELTUIELI SOCIAL-CULTURALE (cod 65.10+66.10+67.10+68.10)	6310		31,641,000	34,587,000	34,587,000	34,587,000	29,860,331	4,726,669	30,259,923
Invatamant (cod 65.10.03 la 65.10.05+65.10.07+65.10.11+65.10.50)	6510		8,307,000	8,434,000	8,434,000	8,434,000	5,019,875	3,414,125	4,922,565
Invatamant prescolar si primar (cod 65.10.03.01+65.10.03.02)	651003		4,051,000	4,051,000	4,051,000	4,051,000	2,360,615	1,690,385	2,385,558
Invatamant prescolar	65100301		4,051,000	4,051,000	4,051,000	4,051,000	2,360,615	1,690,385	2,385,558
Invatamant secundar (cod 65.10.04.01 la 65.10.04.03)	651004		4,256,000	4,383,000	4,383,000	4,383,000	2,659,260	1,723,740	2,537,007
Invatamant secundar inferior	65100401		269,000	271,000	271,000	271,000	39,545	231,455	8,941
Invatamant secundar superior	65100402		3,987,000	4,112,000	4,112,000	4,112,000	2,619,715	1,492,285	2,528,066
Sanatate (66.10.06+66.10.08+66.10.50)	6610		19,726,000	20,397,000	20,397,000	20,397,000	19,855,951	541,049	20,452,147
Servicii medicale in unitati cu paturi (cod 66.10.06.01+66.10.06.03)	661006		19,726,000	20,397,000	20,397,000	20,397,000	19,855,951	541,049	20,452,147
Spitale generale	66100601		19,726,000	20,397,000	20,397,000	20,397,000	19,855,951	541,049	20,452,147
Cultura, recreere si religie (cod 67.10.03+67.10.05+67.10.50)	6710		3,608,000	5,756,000	5,756,000	5,756,000	4,984,505	771,495	4,885,211
Servicii culturale (cod 67.10.03.03 la 67.10.03.07+ 67.10.03.09 la 67.10.03.11+67.10.03.14+ 67.10.03.15+ 67.10.03.30)	671003		3,608,000	4,086,000	4,086,000	4,086,000	4,011,024	74,976	3,891,373
Institutii publice de spectacole si concerte	67100304		3,608,000	4,086,000	4,086,000	4,086,000	4,011,024	74,976	3,891,373
Servicii recreative si sportive (cod 67.10.05.01)	671005			1,670,000	1,670,000	1,670,000	973,481	696,519	993,838
Sport	67100501			1,670,000	1,670,000	1,670,000	973,481	696,519	993,838
Partea IV-a SERVICII SI DEZVOLTARE PUBLICA, LOCUINTE, MEDIU SI APE (cod 70.10+74.10)	6910		6,743,000	8,893,000	8,893,000	8,893,000	8,686,704	206,296	8,122,893
Locuinte, servicii si dezvoltare publica (cod 70.10.03+70.10.04+70.10.50)	7010		6,743,000	8,893,000	8,893,000	8,893,000	8,686,704	206,296	8,122,893
Alte servicii in domeniul locuintelor, serviciilor si dezvoltarii comunale	701050		6,743,000	8,893,000	8,893,000	8,893,000	8,686,704	206,296	8,122,893
CHELTUIELILE SECTIUNII DE DEZVOLTARE (cod	4910	43,000	6,283,000	5,373,000	5,373,000	5,373,000	5,308,460	64,540	1,848,954

A	B	1	2	3	4	5	6	7=5-6	8
50.10+59.10+63.10+70.10+74.10+79.10)									
Partea III-a CHELTUIELI SOCIAL-CULTURALE (cod 65.10+66.10+67.10+68.10)	6310	43,000	944,000	1,014,000	1,014,000	1,014,000	982,992	31,008	1,036,385
Invatamant (cod 65.10.03 la 65.10.05+65.10.07+65.10.11+65.10.50)	6510	43,000	43,000	58,000	58,000	58,000	49,362	8,638	41,707
Invatamant secundar (cod 65.10.04.01 la 65.10.04.03)	651004	43,000	43,000	58,000	58,000	58,000	49,362	8,638	41,707
Invatamant secundar superior	65100402	43,000	43,000	58,000	58,000	58,000	49,362	8,638	41,707
Sanatate (66.10.06+66.10.08+66.10.50)	6610		454,000	589,000	589,000	589,000	586,380	2,620	741,202
Servicii medicale in unitati cu paturi (cod 66.10.06.01+66.10.06.03)	661006		454,000	589,000	589,000	589,000	586,380	2,620	741,202
Spitale generale	66100601		454,000	589,000	589,000	589,000	586,380	2,620	741,202
Cultura, recreere si religie (cod 67.10.03+67.10.05+67.10.50)	6710		447,000	367,000	367,000	367,000	347,250	19,750	253,476
Servicii culturale (cod 67.10.03.03 la 67.10.03.07+ 67.10.03.09 la 67.10.03.11+ 67.10.03.14+ 67.10.03.15+ 67.10.03.30)	671003		447,000	367,000	367,000	367,000	347,250	19,750	248,126
Institutiile publice de spectacole si concerte	67100304		447,000	367,000	367,000	367,000	347,250	19,750	248,126
Servicii recreative si sportive (cod 67.10.05.01)	671005								5,350
Sport	67100501								5,350
Partea IV-a SERVICII SI DEZVOLTARE PUBLICA, LOCUINTE, MEDIU SI APE (cod 70.10+74.10)	6910		5,339,000	4,359,000	4,359,000	4,359,000	4,325,468	33,532	812,569
Locuinte, servicii si dezvoltare publica (cod 70.10.03+70.10.04+70.10.50)	7010		5,339,000	4,359,000	4,359,000	4,359,000	4,325,468	33,532	812,569
Alte servicii in domeniul locuintelor, serviciilor si dezvoltarii comunale	701050		5,339,000	4,359,000	4,359,000	4,359,000	4,325,468	33,532	812,569

Nota: Se detaliaza pe structura clasificatiei economice (Anexa 7)

p. PRIMAR VICEPRIMAR DESEMNA

ROB MARINEL



Conducatorul compartimentului
financiar-contabil
CARMEN POP

CONTUL DE EXECUTIE A BUGETULUI CREDITELOR INTERNE- CHELTUIELI

la data de 31.12.2016

Cod 21


-lei-

Denumirea indicatorilor *)	Cod indicator	Credite de angajament	Credite bugetare		Angajamente bugetare	Angajamente legale	Plati efectuate	Angajamente legale de platit	Cheltuieli efective
			initiale	definitive					
A	B	1	2	3	4	5	6	7=5-6	8
TOTAL CHELTUIELI (cod 50.07+59.07+63.07+70.07+74.07.79.07)	4907		14,898,000 ✓	14,898,000 ✓	14,898,000 ✓	14,898,000	10,694,928 ✓	4,203,072	
Partea a III-a CHELTUIELI SOCIAL-CULTURALE(cod 65.07+66.07+67.07+68.07)	6307		1,813,000	2,822,000	2,822,000	2,822,000	1,505,886	1,316,114	
Invatamant (cod 65.07.03 la cod 65.07.05+65.07.07+65.07.11+65.07.50)	6507		1,813,000	2,822,000	2,822,000	2,822,000	1,505,886 ✓	1,316,114	
Invatamant prescolar si primar (cod 65.07.03.01+65.07.03.02)	650703			1,000,000	1,000,000	1,000,000	66,756	933,244	
Invatamant prescolar	65070301			1,000,000 ✓	1,000,000 ✓	1,000,000	66,756 ✓	933,244	
Invatamant secundar (cod 65.07.04.01 la 65.07.04.03)	650704		1,813,000	1,822,000	1,822,000	1,822,000	1,439,130	382,870	
Invatamant secundar superior	65070402		1,813,000 ✓	1,822,000 ✓	1,822,000 ✓	1,822,000	1,439,130 ✓	382,870	
Partea IV-a SERVICII SI DEZVOLTARE PUBLICA, LOCUINTE,MEDIU SI APE (cod 70.07+74.07)	6907		13,085,000	8,576,000	8,576,000	8,576,000	6,197,706	2,378,294	
Locuinte, servicii si dezvoltare publica (cod 70.07.03+70.07.05 la 70.07.07+70.07.50)	7007		13,085,000	8,576,000	8,576,000	8,576,000	6,197,706	2,378,294	
Alte servicii în domeniile locuintelor, serviciilor si dezvoltarii comunale	700750		13,085,000 ✓	8,576,000 ✓	8,576,000 ✓	8,576,000	6,197,706 ✓	2,378,294	
Partea V-a ACTIUNI ECONOMICE (cod 80.07+81.07+83.07+84.07+ 87.07)	7907			3,500,000	3,500,000	3,500,000	2,991,336	508,664	
Transporturi (cod 84.07.03+ 84.07.06+84.07.50)	8407			3,500,000 ✓	3,500,000 ✓	3,500,000	2,991,336	508,664	
Transport rutier (cod 84.07.03.01 la 84.07.03.03)	840703			3,500,000	3,500,000	3,500,000	2,991,336	508,664	
Drumuri si poduri	84070301			3,500,000	3,500,000	3,500,000	2,991,336 ✓	508,664	
CHELTUIELILE SECTIUNII DE DEZVOLTARE(cod 50.07+59.07+63.07+70.07+7407+79.07)	4907		14,898,000	14,898,000	14,898,000	14,898,000	10,694,928	4,203,072	

A	B	1	2	3	4	5	6	7=5-6	8
Partea III-a CHELTUIELI SOCIAL-CULTURALE (cod 65.07+66.07+67.07+68.07)	6307		1,813,000	2,822,000	2,822,000	2,822,000	1,505,886	1,316,114	
Invatamant (cod 65.07.03+65.07.04+65.07.05+65.07.07+61.07.11+65.07.50)	6507		1,813,000	2,822,000	2,822,000	2,822,000	1,505,886	1,316,114	
Invatamant prescolar si primar (cod 65.07.03.01+65.07.03.02)	650703			1,000,000	1,000,000	1,000,000	66,756	933,244	
Invatamant prescolar	65070301			1,000,000	1,000,000	1,000,000	66,756	933,244	
Invatamant secundar (cod 65.07.04.01+65.07.04.02+65.07.04.03)	650704		1,813,000	1,822,000	1,822,000	1,822,000	1,439,130	382,870	
Invatamant secundar superior	65070402		1,813,000	1,822,000	1,822,000	1,822,000	1,439,130	382,870	
Partea IV-a SERVICII SI DEZVOLTARE PUBLICA, LOCUINTE, MEDIU SI APE (cod 70.07+74.07)	6907		13,085,000	8,576,000	8,576,000	8,576,000	6,197,706	2,378,294	
Locuinte, servicii si dezvoltare publica (cod 70.07.03+70.07.05+70.07.06+70.07.07+70.07.50)	7007		13,085,000	8,576,000	8,576,000	8,576,000	6,197,706	2,378,294	
Alte servicii în domeniile locuintelor, serviciilor si dezvoltarii comunale	700750		13,085,000	8,576,000	8,576,000	8,576,000	6,197,706	2,378,294	
Partea V-a ACTIUNI ECONOMICE (cod 80.07+81.07+83.07+84.07+ 87.07)	7907			3,500,000	3,500,000	3,500,000	2,991,336	508,664	
Transporturi (cod 84.07.03+84.07.06+84.07.50D)	8407			3,500,000	3,500,000	3,500,000	2,991,336	508,664	
Transport rutier (cod 84.07.03.01 la 84.07.03.03)	840703			3,500,000	3,500,000	3,500,000	2,991,336	508,664	
Drumuri si poduri	84070301			3,500,000	3,500,000	3,500,000	2,991,336	508,664	

Nota: Se detaliaza pe structura clasificatiei economice (Anexa 7)

p. PRIMAR, VICEPRIMAR DESEMNIAT
ROB MARINEL



Conducatorul compartimentului
financiar-contabil
CARMEN POP

CONTUL DE EXECUTIE A BUGETULUI FONDURILOR EXTERNE NERAMBURSABILE- VENITURI

la data de 31.12.2016

Cod 20

-lei-

Denumirea indicatorilor	Cod indicator	Credite bugetare		Drepturi constatate			Incasari realizate	Stingeri pe alte cai decat incasari	Drepturi constatate de incasat
		initiale	definitive	Total, din care:	din anii precedenti	din anul curent			
TOTAL VENITURI ALE SECTIUNII DE DEZVOLTARE (cod 00.02+00.16+00.17 + 45.08)	000108	1,944,000	3,024,000	2,828,945		2,828,945	2,828,945		
III. OPERATIUNI FINANCIARE (cod 40.08)	0016			301,681		301,681	301,681		
Încasari din rambursarea împrumuturilor acordate (cod 40.08.15)	4008			301,681		301,681	301,681		
Sume utilizate din excedentul anului precedent pentru efectuarea de cheltuieli (cod. 40.08.15.02)	400815			301,681		301,681	301,681		
Sume utilizate de administratiile locale din excedentul anului precedent pentru sectiunea de dezvoltare	40081502			301,681		301,681	301,681		
IV. SUBVENTII (cod 44.08+00.18)	0017	291,000	453,000	401,638		401,638	401,638		
Subventii de la alte nivele ale administratiei publice (cod 42.08)	0018	291,000	453,000	401,638		401,638	401,638		
Subventii de la bugetul de stat	4208	291,000	453,000	401,638		401,638	401,638		
Cofinantare publica acordata in cadrul mecanismului SEE	420860	250,000	412,000	362,474		362,474	362,474		
Cofinantare publica acordata in cadrul mecanismului norvegian	420861	41,000	41,000	39,164		39,164	39,164		
Sume primite de la UE/alti donatori în contul platilor efectuate si prefinantari (cod 45.08.17+45.08.18+45.08.21+45.08.24)	4508	1,653,000	2,571,000	2,125,626		2,125,626	2,125,626		
Mecanismul financiar SEE (cod 45.08.17.03)	450817	1,419,000	2,337,000	2,026,371		2,026,371	2,026,371		
Prefinantare	45081703	1,419,000	2,337,000	2,026,371		2,026,371	2,026,371		
Mecanismul financiar norvegian (cod 45.08.18.03)	450818	234,000	234,000	99,255		99,255	99,255		
Prefinantare	45081803	234,000	234,000	99,255		99,255	99,255		

P. PRIMAR, VICEPRIMAR DESEMNAȚ
ROB MARINEL



Conducatorul compartimentului
financiar-contabil
CARMEN POP

A handwritten signature in black ink, corresponding to the name Carmen Pop.

CONTUL DE EXECUTIE A BUGETULUI FONDURILOR EXTERNE NERAMBURSABILE- CHELTUIELI

la data de 31.12.2016

Cod 21

-lei-

Denumirea indicatorilor *)	Cod indicator	Credite de angajament	Credite bugetare		Angajamente bugetare	Angajamente legale	Plati efectuate	Angajamente legale de platit	Cheltuieli efective
			initiale	definitive					
A	B	1	2	3	4	5	6	7=5-6	8
TOTAL CHELTUIELI ALE SECTIUNII DE DEZVOLTARE (50.08+59.08+63.08+70.08+74.08+79.08)	4908	2,926,000	2,246,000	✓ 3,326,000	✓ 3,309,739	3,309,739	2,677,628	✓ 632,111	2,631,558
Partea III-a CHELTUIELI SOCIAL-CULTURALE (cod 65.08+66.08+67.08+68.08)	6308	2,926,000	2,246,000	✓ 3,326,000	✓ 3,309,739	3,309,739	2,677,628	✓ 632,111	2,631,558
Invatamant (cod 65.08.03 la 65.08.05+65.08.07+65.08.11+65.08.50)	6508	893,000	496,000	✓ 893,000	✓ 876,739	876,739	677,996	✓ 198,743	763,467
Învatamânt secundar (cod 65.08.04.01 la 65.08.04.03)	650804	893,000	496,000	893,000	876,739	876,739	677,996	198,743	763,467
Învatamânt secundar inferior	65080401	555,000	358,000	✓ 555,000	555,000	555,000	356,257	✓ 198,743	316,111
Învatamânt secundar superior	65080402	338,000	138,000	✓ 338,000	✓ 321,739	321,739	321,739	✓	447,356
Cultura, recreere si religie (cod 67.08.03+67.08.05+67.08.06+67.08.50)	6708								8,754
Alte servicii în domeniile culturii, recreerii si religiei	670850								8,754
Asigurari si asistenta sociala (cod 68.08.02+68.08.04 la 68.08.06+68.08.11+68.08.15+68.08.50)	6808	2,033,000	1,750,000	✓ 2,433,000	✓ 2,433,000	2,433,000	1,999,632	✓ 433,368	1,859,337
Alte cheltuieli în domeniul asigurarilor si asistentei sociale	680850	2,033,000	1,750,000	✓ 2,433,000	✓ 2,433,000	2,433,000	1,999,632	✓ 433,368	1,859,337

Nota: Se detaliaza pe structura clasificatiei economice (Anexa 7)

p. PRIMAR, VICEPRIMAR DESEMNAT
ROB MARINEL



Conducatorul compartimentului
financiar-contabil
CARMEN POP

A handwritten signature in black ink, appearing to be 'Carmen Pop', located below the printed name.